PUBLIC REFERENCE PORTFOLIO

References & Professional Portfolio

Understand the projects. Explore a potential collaboration.

I develop websites, portals and custom software around real working processes. These references show how I structure requirements, connect features and turn an idea into a usable solution – with my specific contribution clearly explained for each project.



69
Public profiles

48
Own projects

21
Client projects

Understand requirements. Develop solutions.

CREATED ON 23 NOV 2026

LUKAS TEISSL

A clear context for your next project.

I develop websites, portals and custom software around real working processes. These references show how I structure requirements, connect features and turn an idea into a usable solution – with my specific contribution clearly explained for each project.

Good software starts with the right question.

What should become simpler, clearer or better connected for you? That is where my development approach begins. These references offer concrete starting points for your own plans.

Understand the workflow

We start with your goals, users and existing systems. A concrete working process often tells us more than a long list of technical keywords.

Define the right scope

We clarify features, priorities and dependencies. The aim is a practical implementation proposal based on your situation, not a rigid standard solution.

Connect development and usability

Features need to work together and make sense in everyday use. For me, technical implementation, user experience and ongoing project discussion belong together.

Areas of focus in this portfolio

The categories follow the published profiles. A reference may cover more than one area.

Websites	**44**
Presentation & media	**41**
Business systems	**21**
Portals	**20**
Automation	**10**

Contents

Click a project name to jump directly to its reference in this document.

01	Samsung	7
02	Mercedes-Benz	11
03	Miss Roberta	15
04	SanusLife	20
05	Comitas AG	24
06	WKO · Austria	28
07	UPC	32
08	Sockstock	36
09	Seenby	39
10	Urlaub auf Madagaskar	43
11	Lukas Teissl Academy	46
12	Lukas Teissl CRM	52
13	LT Offers – Proposal & Closing CRM	58
14	Lukas Teissl Client Portal	63
15	Lukas Checks	65
16	CareTrade International	68
17	Lukas Teissl Talent	71
18	LT Share – Custom Funnel System	73

Contents

Click a project name to jump directly to its reference in this document.

19	Lukas Teissl Studio	76
20	LT Newsletter Intelligence	78
21	Sales CRM & Automation	80
22	PROOF · References and Evidence Portal	82
23	Lukas Teissl Select	84
24	Lukas Teissl History	86
25	REGISTER · Events and Personal Conversations	88
26	Lukas Teissl Demo	90
27	GO · Financial Education Portal	93
28	Lion CyberSecure	95
29	Lion StartUp	97
30	Central · Client Portal	99
31	Diana Tovar · Website and Appointment Journey	101
32	JESS Trinkkultur · Form and Process Integration	103
33	Teissl Domain Catalogue	105
34	Meeting · Personal Meeting Links	107
35	Remote Support · AnyDesk Guide	109
36	AndiHood · IT Services	111

Contents

Click a project name to jump directly to its reference in this document.

37	SourceWeb · Company History	113
38	Tania Radermacher · Digital Service Website	115
39	Flo Orley · Recovery and Technical Support	117
40	Freeride Center Austria	119
41	Cestari & Gruber · Law Firm Website	121
42	Hotel Lorenz · Accommodation Website	123
43	Villpederhof · Farm Holiday Website	125
44	Lion InterGroup Informatics	127
45	LionStay · Long-Term Stays and Location Enquiries	129
46	AItech Webinar Hub	131
47	CONNECT · Information Portal	133
48	PolarTensor · Webinar and Information Website	135
49	TRUST GOLD · Information Presentation	137
50	SuperOne · Media and Information Website	139
51	TAG Markets · Information and Webinar Website	141
52	Capital · Documented Client Journey	143
53	Lion Projects · Project Directory	145
54	Lion Publisher · Partner Projects	147

Contents

Click a project name to jump directly to its reference in this document.

55	Lion Claims · Process Presentation	149
56	Lion Law · Service Portal	151
57	Lion Partner · Partner Programme	153
58	Next Level Closer · Partner Landing Page	155
59	Lion Investments	157
60	Teissl Hub · Websites and Statistics Access	159
61	LionInterGroup Hub	161
62	Private Access	163
63	Blob-Blubber · Product Presentation	165
64	Goldwerk · Company Website	167
65	Branch Panel · Branch Access	169
66	Admin Access · Corporate Access	171
67	AndiHood · Video Platform in Development	173
68	Helena Kammer · Project Landing Page	175
69	Lions Empire	177

01 / CLIENT PROJECTS

Samsung

Connecting Knox interfaces with device-specific applications.

View online

COMPANY REFERENCE

Custom Android applications and Samsung device-group control: this company reference connects Samsung Knox, API integration and a development project undertaken with the Innovation Center.

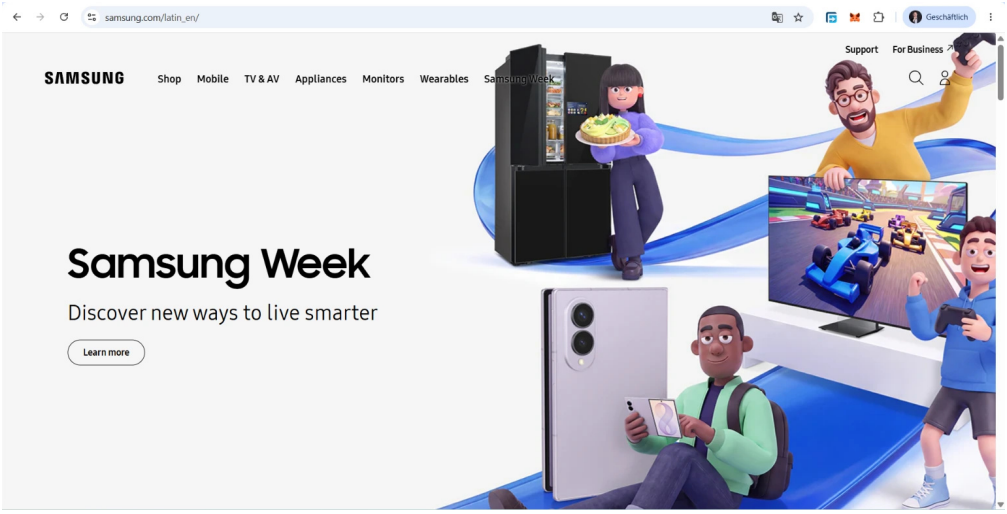

Website view: Samsung · View of the company website for context. Source language: EN.

AREAS OF WORK

Android / APK · Samsung Knox · API integration

The project in context

The Samsung reference describes a development project for custom APKs, the installation packages used by Android applications. Samsung Knox provides the technical context for configuring and controlling groups of devices. The published portfolio mentions cooperation with the Innovation Center and intended access to a broad set of APIs. I include this example because it makes a demanding integration task tangible: device capabilities need to match how a business actually uses them.

Brief & objectives

The task is to translate device-specific requirements into suitable applications while considering interfaces, configuration and multiple devices together. The source describes the development brief; it does not establish that every planned function has since been completed.

My project connection

I present Samsung as a company reference for the described APK/Knox development project in collaboration with the Innovation Center. Its focus is the connection between customer-specific applications and the configuration capabilities of a device platform. These interfaces require technical options to be matched to operational requirements.

What distinguishes this reference

Custom APKs

Android applications are the intended means of addressing different requirements at device level.

Samsung Knox & APIs

The documented interfaces connect the application concept with device configuration.

Device groups

The initiative addresses coordinated configuration and control of groups, rather than individual phones alone.

System thinking & context

The underlying idea connects device configuration with application-specific use. For a comparable brief, I would first clarify required device capabilities and system boundaries, then derive a coherent integration approach.

Practical value

The described approach makes device capabilities relevant to specific business requirements. It illustrates how an existing device platform can support a tailored application. The publication describes a development approach, not a confirmed current rollout.

Context & documentation

The technical account is based on the older publicly available portfolio. It describes company work and does not establish my sole personal authorship of the entire project.

Could this approach work for your project?

Need to connect devices, interfaces and custom applications? Let us define the requirements, system boundaries and a practical implementation path.

A closer look at the project



Foldable smartphone · Image related to the subject.



Connected devices · Image related to the subject.



Mobile applications at work · Image related to the subject.



Interfaces and device connections · Image related to the subject.



Applications for mobile devices · Image related to the subject.



Device management and protection concepts · Image related to the subject.



Distributed mobile systems · Image related to the subject.



Digital business environment · Image related to the subject.



Smartphone product illustration · Image related to the subject.

Further insights

Visit company website

Public reference source

External project documentation.

Explore the project online →

Arrange an initial conversation →

02 / CLIENT PROJECTS

Mercedes-Benz

Administration, interfaces and communication working together.

View online

COMPANY REFERENCE

An administration solution for classic-car journeys, including editing screens, integrations, email templates and a catalogue-order interface. The reference connects internal data management with customer-related workflows.

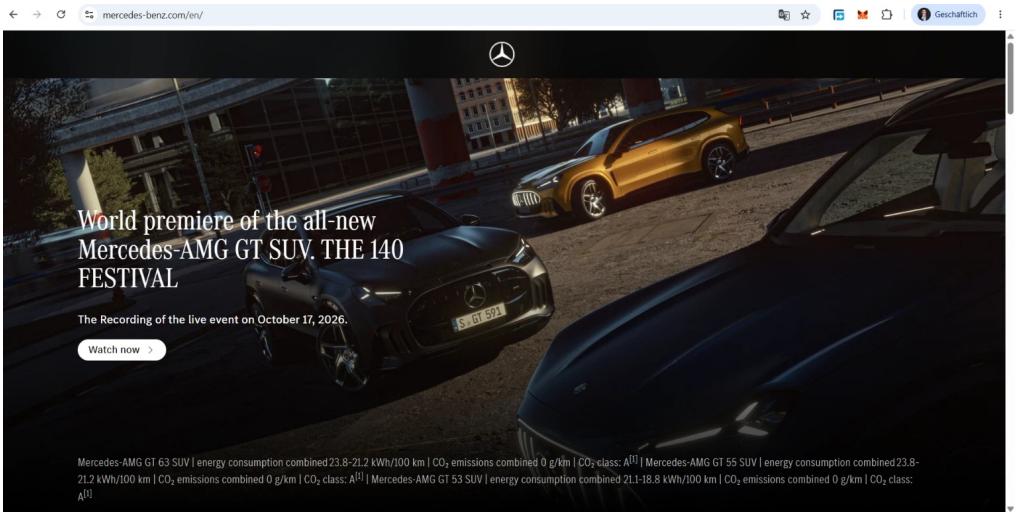

Website view: Mercedes-Benz · View of the company website for context. Source language: EN.

AREAS OF WORK

Administration interface · System integration · Email templates

The project in context

The published portfolio describes an editing and administration interface for Mercedes-Benz classic-car journeys. The documented scope also includes interfaces, integrations, email templates and an interface for catalogue requests. This makes the example particularly tangible: a public-facing offering depends on an internal environment for maintaining information, supporting connected workflows and preparing communication. The reference concerns this specific functional scope, not the brand’s entire digital infrastructure.

Brief & objectives

The task brings internal data maintenance and adjacent processes together. Travel information, interfaces and prepared communication need to form a consistent solution rather than separate administrative activities.

My project connection

I present Mercedes-Benz as a company reference with a defined focus: the content-maintenance and administration interface for classic-car travel and its integrations. The combination of data editing, prepared communication and catalogue requests is especially useful: it connects internal workflows with customer-facing touchpoints.

What distinguishes this reference

Editing & administration

The developed interface centres on maintaining travel information.

Interfaces & integrations

The scope includes connected processes and the catalogue-order interface.

Email templates

Prepared communication elements complement the administration application.

System thinking & context

An administration interface should be considered together with the processes it supports. Integrations, email templates and catalogue requests make that relationship tangible here. For comparable projects, I would structure data maintenance and subsequent processing together.

Practical value

The documented outcome is an administration solution with associated interfaces. It illustrates why the processes behind an offering deserve careful software design.

Context & documentation

The technical account is based on the older publicly available portfolio. It describes company work and does not establish my sole personal authorship of the entire project.

Could this approach work for your project?

Need a backend, an administration area or connected workflows? I connect your operational requirements with an appropriate technical implementation.

A closer look at the project



Digital travel planning · Image related to the subject.



Classic car interior · Image related to the subject.



Vehicles in a travel setting · Image related to the subject.



Travel routes and vehicle presentation · Image related to the subject.



Vehicle collection · Image related to the subject.



Car illustration in a mountain setting · Image related to the subject.

Further insights

Visit company website

Public reference source

External project documentation.

Explore the project online →

Arrange an initial conversation →

03 / CLIENT PROJECTS

Miss Roberta

Online shop, merchandise systems and IT considered together.

View online

COMPANY REFERENCE

Shop support, merchandise systems and IT infrastructure within one project context. The Miss Roberta reference shows why digital commerce processes do not stop at the boundary of the online shop.



Miss Roberta: brand and collection image · Brand, product or event image.

AREAS OF WORK

Shop support · Merchandise systems · IT & CRM

The project in context

The published portfolio describes support for Miss Roberta's online shop and related offline workflows through internal shop and merchandise-management systems. It also mentions IT infrastructure and process administration through an in-house CRM. The focus is therefore on connected retail operations. I selected this reference because it goes beyond a one-off website build and connects shop operations, internal systems and technical support.

Brief & objectives

Online sales, merchandise management and internal IT need to be considered together. The documented task covers support and process administration, not sole development of every system used.

My project connection

I present Miss Roberta as a company reference for the historically described scope: online-shop support, inventory-system processes, IT infrastructure and CRM-supported workflows. Its particular value is the connection between customer-facing functions and the work behind the shop.

What distinguishes this reference

Shop support

Support for the online shop is an explicit part of the account.

Merchandise workflows

Internal shop and merchandise systems connect the web presence with offline processes.

IT & CRM

Infrastructure support and process management through an in-house CRM complete the scope.

System thinking & context

The key principle is an end-to-end view: the shop interface, internal processing and IT operations affect each other. For comparable tasks, I plan around the complete workflow.

Practical value

Shop operations, internal systems and technical support are considered together. The reference shows how digital-commerce work can extend well beyond the public website.

Context & documentation

The technical account is based on the older publicly available portfolio. It describes company work and does not establish my sole personal authorship of the entire project.

Could this approach work for your project?

Want to align your shop, merchandise systems and internal workflows? I help organise responsibilities, interfaces and the next implementation steps.

A closer look at the project



Collection in an outdoor setting · Brand, product or event image.



Fashion and accessories · Brand, product or event image.



Shop-window display · Brand, product or event image.



Shoes and handbag styling · Brand, product or event image.



Collection photograph with handbag · Brand, product or event image.

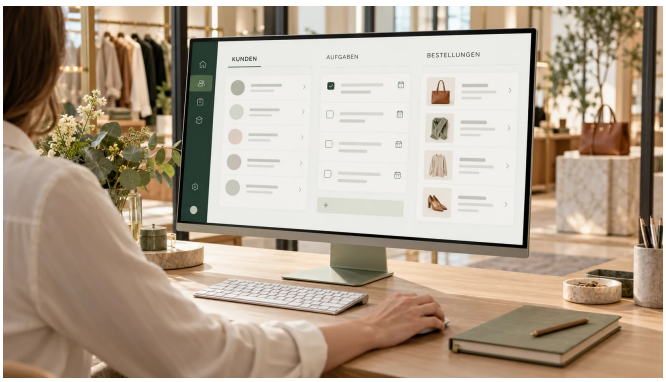

Digital administration view · Image related to the subject.



Shoes and leather accessories · Image related to the subject.



Product preparation and dispatch · Image related to the subject.



Collection in a retail setting · Image related to the subject.

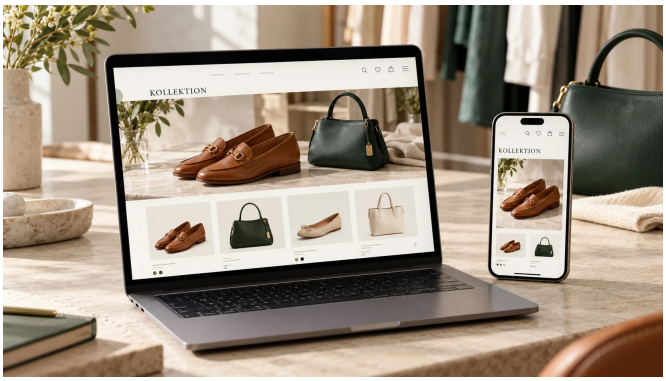

Online collection across devices · Image related to the subject.



Technical support in a retail setting · Image related to the subject.

Further insights

Public reference source

External project documentation.

Watch public video

Explore the project online →

Arrange an initial conversation →

04 / CLIENT PROJECTS

SanusLife

IT support centred on users, hardware and infrastructure.

View online

COMPANY REFERENCE

In-house support, user assistance, hardware and incident analysis: the SanusLife reference describes a broad IT-service scope including administration, networking and additional blockchain services for Sanuscoin.

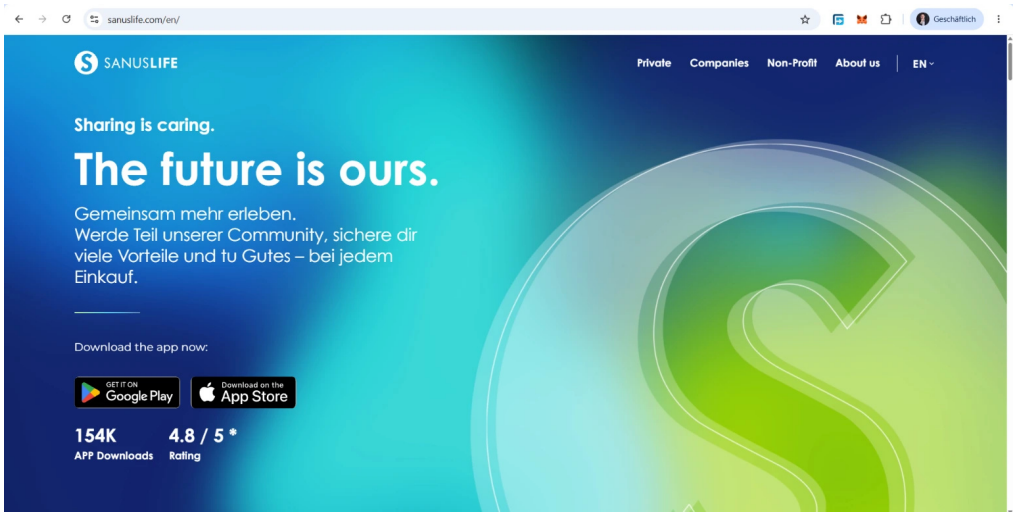

Website view: SanusLife · View of the company website for context. Source language: DE.

AREAS OF WORK

IT support · Hardware & networking · System administration

The project in context

The published SanusLife entry identifies in-house support and user assistance. Its scope includes hardware installation, maintenance and repair, troubleshooting and issue resolution by telephone, remotely and on site. It also mentions IT administration, network support and blockchain services for Sanuscoin. I include it because it highlights the operational side of professional IT work: supporting people and their working environment matters alongside developing new systems.

Brief & objectives

The documented task supports users, devices and the IT environment through different service channels. The reference remains technical, rather than assessing a business or investment product.

My project connection

I present SanusLife as a company reference for the described IT-service scope. User support, hardware, administration and networking form its operational focus. The additional blockchain services for Sanuscoin are presented solely as a technical area of work.

What distinguishes this reference

User support

In-house support and user assistance are explicitly identified.

Hardware & incidents

Installation, maintenance, repair and troubleshooting are included in the portfolio.

Administration & networking

IT administration and network support complement the service scope.

System thinking & context

A useful support structure reflects both the user's concern and its technical context. Comparable assignments benefit from considering user questions, hardware and infrastructure together.

Practical value

The reference shows a broad operational IT-support scope with several ways of assisting users. It highlights the relationship between people, devices and infrastructure: an important part of day-to-day IT operations.

Context & documentation

The technical account is based on the older publicly available portfolio. It describes company work and does not establish my sole personal authorship of the entire project.

Could this approach work for your project?

Looking for technical support that considers both people and systems? Let us discuss your environment, recurring tasks and a suitable support scope.

A closer look at the project



Product image with water composition · Brand, product or event image.



Portrait with a glass of water · Brand, product or event image.



Event photograph on stage · Brand, product or event image.



Brand image with a group · Brand, product or event image.



Product image: water pitcher · Brand, product or event image.



Product image: water appliance · Brand, product or event image.



Company event · Brand, product or event image.

Further insights

Visit company website

Public reference source

External project documentation.

Explore the project online →

Arrange an initial conversation →

05 / CLIENT PROJECTS

Comitas AG

A web portal connected to the existing ERP.

View online

COMPANY REFERENCE

A developed web portal integrated with existing ERP software. This company reference focuses on system integration, data processing and the connection between a web application and operational workflows.

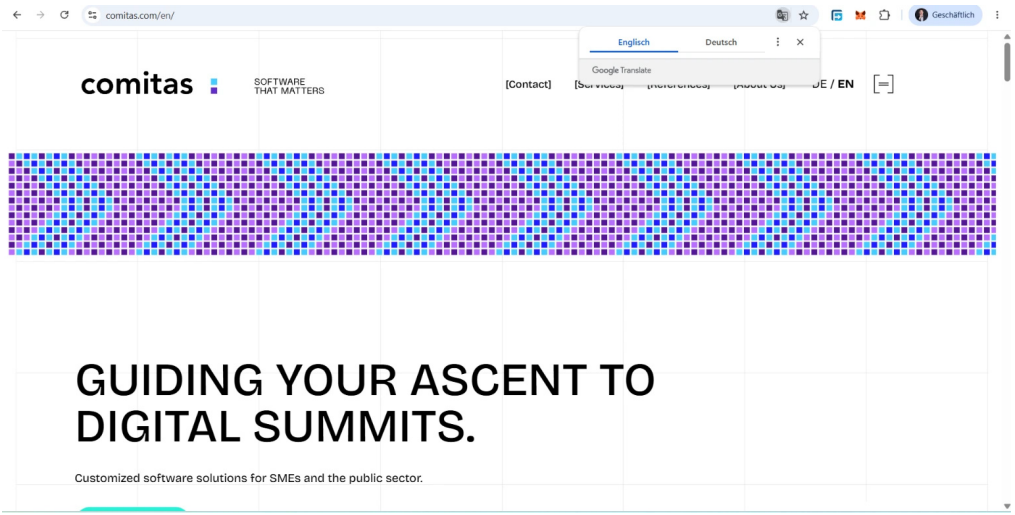

Website view: Comitas · View of the company website for context. Source language: EN.

AREAS OF WORK

Web portal · ERP integration · Data workflows

The project in context

The Comitas AG reference describes the development of a web portal and its integration with existing ERP software. This is an application within an established system landscape rather than an isolated website. The published portfolio identifies data processing, automated workflows and system integration as parts of the solution. I selected it because it illustrates a common business requirement: a new digital access point should work with the systems already in use.

Brief & objectives

The task was to connect a web-based application with the existing ERP environment. The relationship between application and business software is the key operational and technical consideration.

My project connection

I present Comitas AG as a company reference for developing a web portal and integrating it with ERP software. This combination reflects a key requirement for bespoke software: fitting into existing business processes. Web access, data processing and automated workflows form the technical core of this reference.

What distinguishes this reference

Web portal

A purpose-built web application provides the digital entry point.

Existing ERP integration

The implementation connects with business software already in use.

Connected data workflows

Data processing and automated workflows form part of the published scope.

System thinking & context

The system principle is straightforward: a portal should complement the business process. Its information structure needs to reflect the work and data exchange, not just the appearance of an interface.

Practical value

The documented outcome connects a web portal with existing ERP software. It illustrates an integrated approach to the application and the business system.

Context & documentation

The technical account is based on the older publicly available portfolio. It describes company work and does not establish my sole personal authorship of the entire project.

Could this approach work for your project?

Want to connect a customer, partner or staff portal with existing systems? Let us define the workflows, data and interfaces before development.

A closer look at the project



Digital workspace · Image related to the subject.

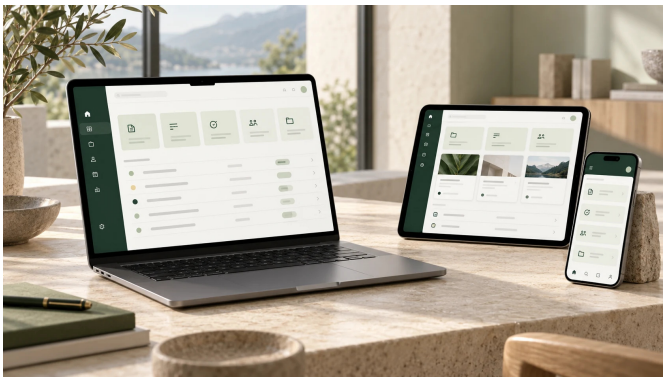

Application views across devices · Image related to the subject.



System connections · Image related to the subject.



Development collaboration · Image related to the subject.



Structuring requirements together · Image related to the subject.



Organising digital information · Image related to the subject.

Further insights

Visit company website

Public reference source

External project documentation.

Explore the project online →

Arrange an initial conversation →

06 / CLIENT PROJECTS

WKO · Austria

An app and web application for taxi-sector administration.

View online

COMPANY REFERENCE

Taxi ranks, companies and drivers within one documented application system. The WKO reference combines app and web development with a Java/Groovy backend and cooperation with Omnes GmbH.

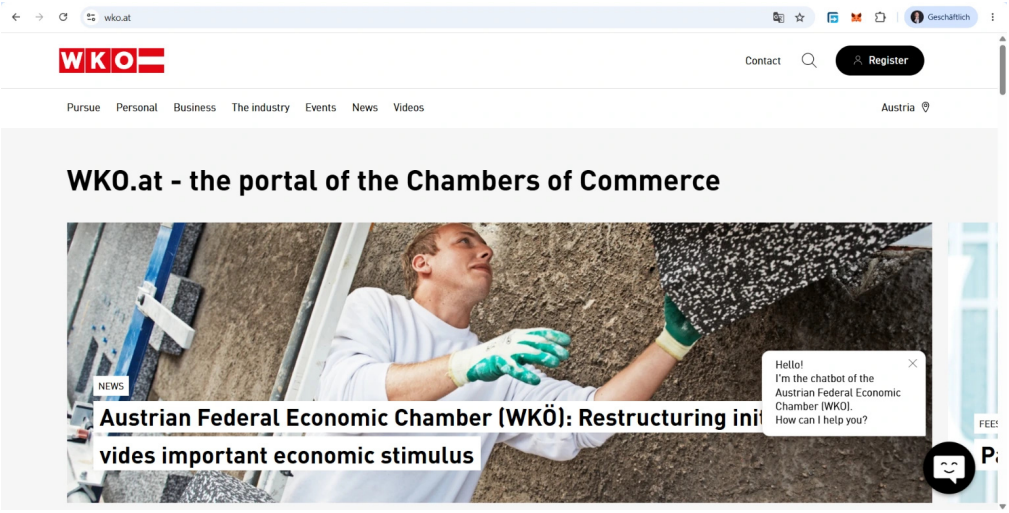

Website view: WKO · View of the company website for context. Source language: EN.

AREAS OF WORK

App & web · Java / Groovy · Grails / Spring / GORM

The project in context

The published WKO portfolio entry describes an app and web application for managing taxi ranks, companies and drivers. It explicitly identifies cooperation with Omnes GmbH. Documented backend technologies include Java and Groovy together with Grails, Spring and GORM. The example represents a specific administrative task implemented through more than one access channel. It connects software development with an understanding of the information being managed.

Brief & objectives

The task is to manage taxi ranks, businesses and drivers within an application system. This requires coherent relationships between the information and coordination across app, web application and backend.

My project connection

I include the WKO reference in my company project environment. According to the project description, the app and web application were developed in collaboration with Omnes GmbH. That partnership and the specified Java/Groovy stack are part of the account. The focus is an application shaped around clearly defined administrative tasks.

What distinguishes this reference

App & web application

Two documented access channels address the administrative task.

Domain-specific data

Taxi ranks, companies and drivers are the information areas explicitly described.

Java / Groovy

Grails, Spring and GORM form part of the published backend stack.

System thinking & context

Technical design needs to reflect the relationships between the information being managed. Across app and web access, a coherent operational journey matters more than optimising a single isolated screen.

Practical value

The documented result is an application system for a specific administrative task, combining a clear domain, multiple access channels and a named technology stack.

Context & documentation

The technical account is based on the older publicly available portfolio. It describes company work and does not establish my sole personal authorship of the entire project.

Could this approach work for your project?

Planning a domain-specific application with several user entry points? I translate requirements into a clear structure and suitable software architecture.

A closer look at the project



Vehicle fleet in the city · Image related to the subject.



Taxi services in an urban setting · Image related to the subject.



Mobile location overview · Image related to the subject.



Administrative workflows at a glance · Image related to the subject.



Developing a business application · Image related to the subject.



Business information across devices · Image related to the subject.

Further insights

Visit company website

Public reference source

External project documentation.

Explore the project online →

Arrange an initial conversation →

07 / CLIENT PROJECTS

UPC

From Access to web-based channel and package management.

View online

COMPANY REFERENCE

A web application for TV-channel and package management, developed from an existing Access database. Online configuration and reporting complement a solution implemented with Java Spring Boot and Hibernate.



Image and media management · Image related to the subject.

AREAS OF WORK

Access modernisation · Spring Boot / Hibernate · Configuration & reporting

The project in context

The UPC reference describes a new web-based application built from an existing Access database. It manages TV channels and package structures. The published scope includes online configuration and reporting, with Java Spring Boot and Hibernate named as the technologies used. This makes the example a tangible modernisation reference: existing business information becomes the foundation of a new application without losing its operational significance.

Brief & objectives

The task was to translate the domain structure of an existing database into a new web administration application. Channel and package information, configuration and reporting are the documented core.

My project connection

I present UPC as a company reference for a web-based administration application built from an existing Access database. Channel and package management, online configuration and reporting define the described scope. Java Spring Boot and Hibernate are the documented implementation technologies.

What distinguishes this reference

Channels & packages

The application is designed around these specific information structures.

Online configuration & reporting

Configuration and report generation complement the web-based solution.

Spring Boot & Hibernate

The published stack names Java Spring Boot and Hibernate.

System thinking & context

The central principle is modernisation around the business model. A new interface alone is not enough: information and its relationships must remain understandable in the web application.

Practical value

The documented result is a new web application for managing channels and packages. Configuration and report generation are brought together within a web-based system. It illustrates a concrete modernisation path from an existing data foundation to a new application structure.

Context & documentation

The technical account is based on the older publicly available portfolio. It describes company work and does not establish my sole personal authorship of the entire project.

Could this approach work for your project?

Want to move an established database or desktop solution onto the web? Let us review the data model, workflows and a staged implementation path.

A closer look at the project



Connecting data and interfaces · Image related to the subject.



Media-oriented software development · Image related to the subject.

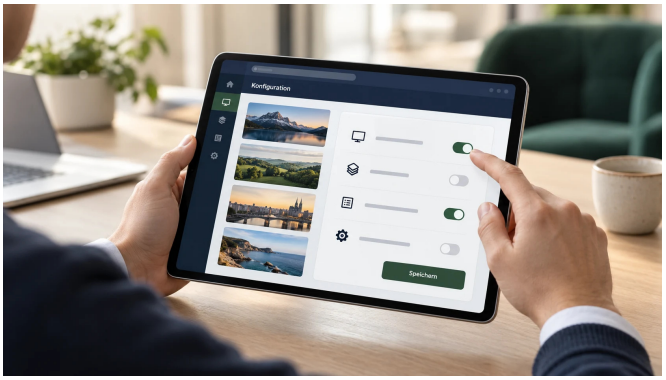

Settings on a tablet · Image related to the subject.



Visual collections and digital media · Image related to the subject.



Administrative views at work · Image related to the subject.

Further insights

Visit Magenta website

This historical UPC reference links to Magenta Austria.

Public reference source

External project documentation.

Explore the project online →

Arrange an initial conversation →

08 / CLIENT PROJECTS

Sockstock

A selected company reference. Explained personally.

View online

COMPANY REFERENCE

Sockstock is part of my selected company references. In a personal conversation, I explain the project context and discuss which information or original views are available for your enquiry.

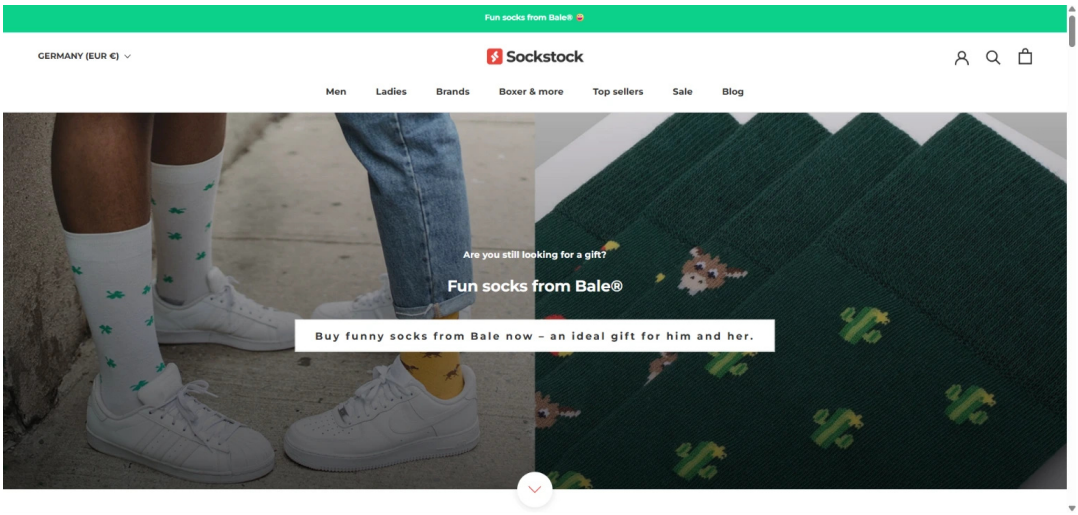

Website view: Sockstock · View of the company website for context. Source language: EN.

AREAS OF WORK

Company reference · Project discussion

The project in context

I include Sockstock as a selected reference from my company environment. This compact portrait provides a direct starting point for discussion without assuming an undocumented technical scope. Specific responsibilities and available original views are explained individually.

Brief & objectives

A sound assessment needs the brief, implementation and responsibilities to be considered together. Specific project services are therefore not inferred from the name or reference URL.

My project connection

My connection to Sockstock is presented as a company reference. Individual development, design or consulting services are not specified in this portrait.

Context & documentation

This reference has been selected for my portfolio. Specific scope and original views are discussed personally where available and cleared for sharing.

Could this approach work for your project?

Would you like to understand the project context for Sockstock? Tell me your question so we can discuss the relevant details.

A closer look at the project



Socks in everyday life · Image related to the subject.



Materials and patterns · Image related to the subject.



Gift and product presentation · Image related to the subject.



Product range illustration · Image related to the subject.

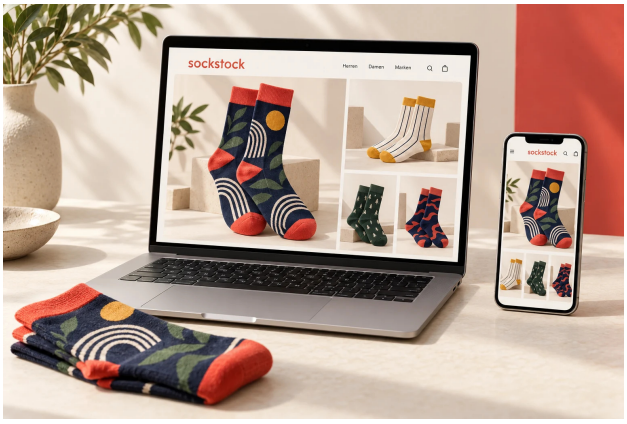

Online shop design illustration · Image related to the subject.



Colours and product presentation · Image related to the subject.

Further insights

Visit company website

Explore the project online →

Arrange an initial conversation →

09 / CLIENT PROJECTS

Seenby

Technical shop implementation and search optimisation.

View online

COMPANY REFERENCE

The Seenby company reference connects the technical implementation of an online shop with search engine optimisation. It focuses on the relationship between a working website and technical discoverability.



Digital photographic art at work · Image related to the subject.

AREAS OF WORK

Online shop · Web development · SEO

The project in context

The published portfolio describes Seenby as an online shop whose website was technically implemented and optimised for search engines. Its scope therefore combines development and SEO. I include this example because a shop should not be judged by its visible interface alone: its technical foundation and search-engine preparation are distinct parts of the brief. The reference brings both perspectives together as a basis for considering technical delivery and discoverability in one project.

Brief & objectives

The task combines technical implementation and search optimisation for the shop website. It does not imply a redevelopment of every business process operated by the retailer.

My project connection

I present Seenby as a company reference for technical web delivery and search-engine optimisation. It illustrates an approach I also value for new projects: planning implementation and discoverability together.

What distinguishes this reference

Online shop

The published reference explicitly identifies the website as a shop.

Technical implementation

Technical delivery of the website forms part of the stated scope.

SEO included

Search optimisation is documented as work performed, not a guaranteed ranking.

System thinking & context

For comparable projects, I consider technical implementation and discoverability jointly. I would first examine content, navigation and technical requirements, then develop an appropriate structure.

Practical value

The reference combines technical shop delivery and SEO in one project. It illustrates why building an online presence and preparing it for search engines should be planned together.

Context & documentation

The technical account is based on the older publicly available portfolio. It describes company work and does not establish my sole personal authorship of the entire project.

Could this approach work for your project?

Want to improve your shop’s technical setup and discoverability? Let us assess its structure, requirements and priorities.

A closer look at the project

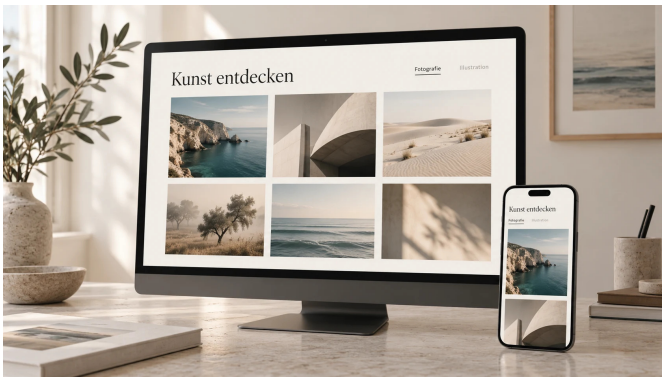

Browsing images across devices · Image related to the subject.



Selecting photographic works · Image related to the subject.



Photographic art in an interior · Image related to the subject.



Image collection and selection · Image related to the subject.



Photography and framing · Image related to the subject.

Further insights

Public reference source

External project documentation.

Explore the project online →

Arrange an initial conversation →

10 / CLIENT PROJECTS

Urlaub auf Madagaskar

A selected company reference. Explained personally.

View online

COMPANY REFERENCE

Urlaub auf Madagaskar is part of my selected company references. In a personal conversation, I explain the project context and discuss which information or original views are available for your enquiry.

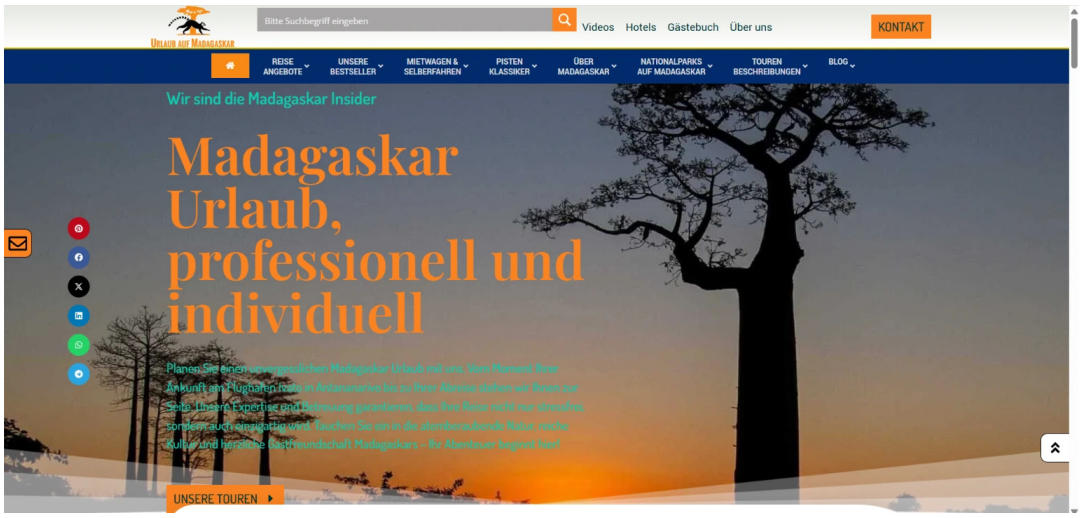

Website view: Urlaub auf Madagaskar · View of the company website for context. Source language: DE.

AREAS OF WORK

Company reference · Project discussion

The project in context

I include Urlaub auf Madagaskar as a selected reference from my company environment. This compact portrait provides a direct starting point for discussion without assuming an undocumented technical scope. Specific responsibilities and available original views are explained individually.

Brief & objectives

A sound assessment needs the brief, implementation and responsibilities to be considered together. Specific project services are therefore not inferred from the name or reference URL.

My project connection

My connection to Urlaub auf Madagaskar is presented as a company reference. Individual development, design or consulting services are not specified in this portrait.

Context & documentation

This reference has been selected for my portfolio. Specific scope and original views are discussed personally where available and cleared for sharing.

Could this approach work for your project?

Would you like to understand the project context for Urlaub auf Madagaskar? Tell me your question so we can discuss the relevant details.

A closer look at the project



Lemurs as a travel illustration · Image related to the subject.



Waterfall and lush vegetation · Image related to the subject.



Baobabs in the evening light · Image related to the subject.



Coast and island illustration · Image related to the subject.



Landscape with rice terraces · Image related to the subject.



Rock landscape as a travel illustration · Image related to the subject.

Further insights

Visit company website

Explore the project online →

Arrange an initial conversation →

11 / OWN PROJECTS & PRODUCTS

Lukas Teissl Academy

Academy developed by me with course structure, member access and a clear learning flow.

View online

PROJECT PROFILE

This Academy, programmed by me, combines two original courses, practical assignments, work materials and AI prompts with a protected member area. The reference shows how I structure digital education offerings so they feel clear, high-quality and sales-ready.

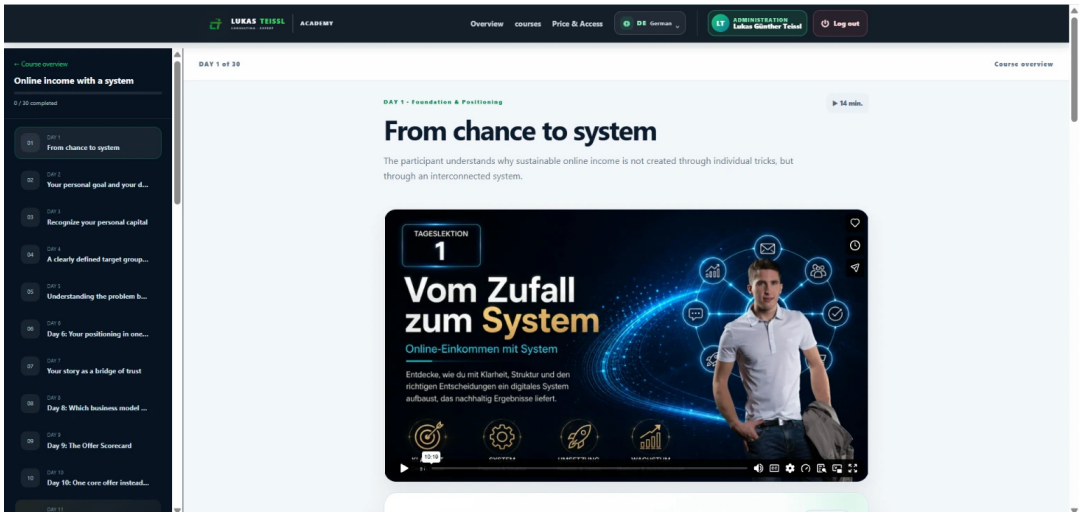

Desktop view · Supplied project screenshot · Original language: EN. Source language: EN.

AREAS OF WORK

Original course content · Learning offering · Member area

Project overview

The Academy introduces “Online Income with a System” and “From Income to Freedom”. Current content consists of German daily lessons, exercises and released learning materials. Individual courses and the package are available as one-time purchases with 24 months of access from activation. The website and account navigation are available in German, English and Spanish; the course content is in German. Current prices, availability and conditions are listed on the central pricing page.

Task & objectives

A course offering needs to explain its subject matter, access process and the languages in which its resources are actually available.

My project involvement

I conceived, designed and programmed the Academy and built the course content myself. As a result, the project combines didactic structure, clean user guidance and a clear conversion mindset — from the public course presentation to the protected learning area.

Project context

This reference describes the platform. Current prices and availability for individual courses and the package: https://academy.lukasteissl.com/en/pricing.

Features that support everyday work.

Course overview with impact

Both offerings are presented so visitors can quickly understand the subject matter, direction and value.

Member access & learning area

Public information and the protected course area are cleanly separated and connected in a professional way.

Language transparency

DE, EN and ES entry pages explain clearly how the Academy is structured and which content is currently available in each language.

Design & user experience

The public entry moves from value proposition to course overview and then to access and language notes. This sequence increases trust, reduces questions and supports a clear path from first interest to the protected learning environment.

Value of the solution

The Academy builds trust, makes the value of the courses tangible quickly and guides interested visitors clearly through the offer, access and learning journey. At the same time, it shows how expert knowledge can become a compelling digital product world with a member area.

Two courses. One system. One clear path towards structure and freedom.

The Academy combines two German-language courses with a protected learning area. Buy one course or the package with a one-time payment and receive 24 months of access from activation.

2 courses

content in German

24 months

with new Academy purchases

One account

separate access rights

DE · EN · ES

website and account navigation

Online Income with a System

Focused on positioning, offer design, processes and automation for people who want to build and market a digital offering systematically.

• Positioning

• Offer

• Processes

• Automation

From Income to Freedom

The second course expands the journey with liquidity, risk, diversification, asset allocation and rebalancing as a structured route to greater financial clarity.

• Liquidity

• Risk

• Diversification

• Asset allocation

• Rebalancing

How participants experience the Academy day by day.

The overview leads to structured daily lessons with text, exercises and released learning materials. Progress and personal notes support practical work. Course content is in German.

Clear course structure

Lessons and modules are organised in a way that makes the content easy to follow.

Work with the exercises

Daily lessons, released resources and personal notes support the learning path.

Cross-device usability

The learning environment is built to remain usable on desktop, tablet and smartphone.

Trust through clarity

Prospective buyers and participants quickly understand what they get and how the journey is structured.

More than a polished interface: a complete digital product environment.

The Academy shows how expertise can be turned into a compelling learning product. Because the public offer presentation and the protected learning area work together seamlessly, the overall result feels professional and highly convincing.

• Public course presentation and protected member access support each other cleanly.

• The presentation builds trust because benefits, content and access are easy to understand.

• The Academy can be programmed individually and adapted to audience, content and processes.

• The project serves as a reference for concept, design, structure, programming and conversion-oriented user guidance.

From your learning goal to suitable access.

Choose an individual Academy course or the package as a one-time purchase. The central pricing page lists current prices, availability and conditions.

This reference describes the platform. Current prices and availability for individual courses and the package: https://academy.lukasteissl.com/en/pricing.

A clear one-time purchase

Buy one course or the package once, with 24 months of access from activation.

A structured learning area

Daily lessons, exercises and released learning materials in German guide your learning journey.

Your own learning platform

Design and development of your own platform are agreed as a separate project.

Would you like to build your own Academy, training platform or member area?

I design and program digital learning and membership environments individually to fit your needs — from the public offer presentation to the protected course area.

Could this approach work for your project?

Would you like to sell knowledge, training or your own digital product professionally online? I design and program the right Academy, membership platform or learning environment for that goal.

A closer look at the project



Detail view · Original templates dated 17 Oct 2026 · locally rendered, not a live capture. Source language: EN.



Detail view · Original templates dated 17 Oct 2026 · locally rendered, not a live capture. Source language: EN.



Detail view · Original templates dated 17 Oct 2026 · locally rendered, not a live capture. Source language: EN.

Further insights

Visit project website

Explore the project online →

Arrange an initial conversation →

12 / OWN PROJECTS & PRODUCTS

Lukas Teissl CRM

Less to remember. More under control.

View online

DOCUMENTED CONTRIBUTION

Invoices, recurring costs, tasks and deadlines should not demand your attention all day. My custom-built CRM brings these workflows together, sends email reminders and makes the next step visible. I can tailor the interface, rules and modules to your business, leaving more room for clients, decisions and growth.

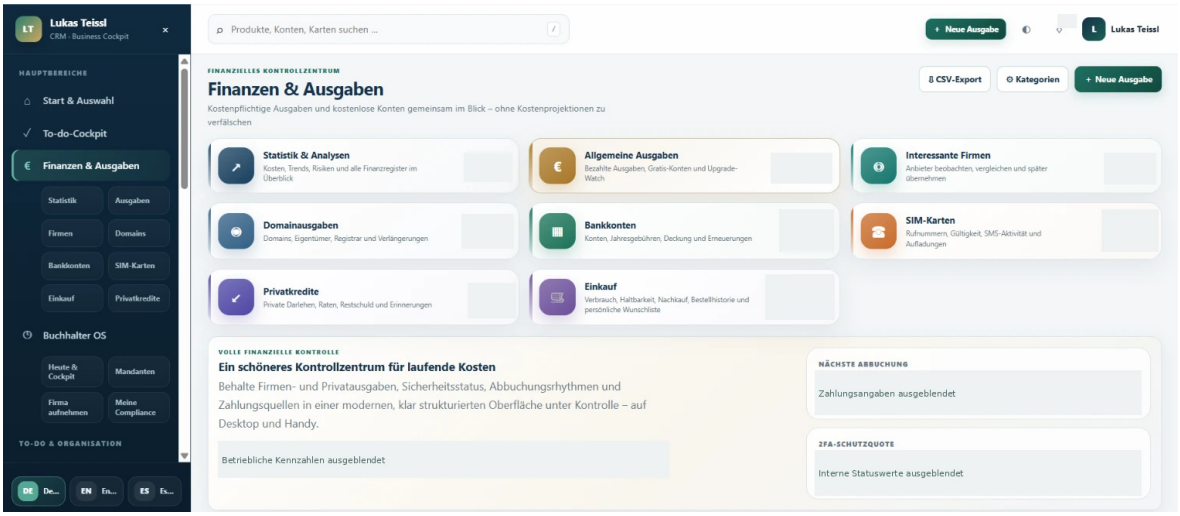

Finances & expenses · Real back-office view · original interface: German · internal details concealed. Source language: DE.

AREAS OF WORK

Custom software development · Workflows & reminders · User experience

Project overview

The demanding part of a working day is often not an individual task. It is having to keep remembering: which invoice is due, which domain renews soon and what needs attention next? I developed my CRM as a central business workspace for that very reason. Clients, projects and tasks sit alongside cost overviews, deadlines and recurring workflows. The additional back-office screenshots show real working areas: finances, domain management, prioritised next actions and application organisation. Rather than gathering information from several lists, you have a shared starting point for daily work.

Task & objectives

The objective is to make recurring obligations visible, define reminders systematically and connect related activities. The system should not give you more information to manage; it should help you identify where your attention is needed. Relevant data, responsibilities, dates and reminder rules form the starting point.

The clearer those foundations are, the more effectively the software can support your work in the background.

My contribution

I designed and programmed this CRM for my own business operations, combining software development with practical experience of the activities that consume time and attention. I also develop individual customer solutions on that basis: tailored input fields, modules, views and agreed reminder rules. You work directly with the developer. Requirements are translated into a concrete, manageable development scope rather than simply collected in a document.

Project context

The back-office screenshots show real interfaces. Internal financial, client and company data have been concealed for publication. Displayed status indicators are not performance or security guarantees. Automatic reminders are not automatic bank transfers; initiating payments requires a separately agreed integration and approval.

Features that support everyday work.

Email reminders instead of mental checklists

Recorded dates and reminder rules support timely handling of recurring obligations. Rather than checking every item repeatedly, you receive notifications for the workflows that have been configured.

A shared overview of recurring costs

The finance area brings together expenses, domains, bank accounts and other cost categories. This makes recurring obligations easier to organise and their related records easier to find.

Keep domain renewals traceable

Each domain record brings together its renewal date, price, payment source and reminder. Related information stays in one place instead of being scattered across notes.

Identify the next action

The deadline view links prioritised items to their status and the corresponding workflow. It helps you decide which action needs attention next.

Organise repeatable setup tasks

Application management shows categories, checklists, installation status and a setup roadmap. Existing applications and repeatable setup steps can be organised in one clear view.

Build around your workflows

Need different fields, approvals, reports or integrations? These extensions can be scoped and developed individually. Your requirements and the agreed technical feasibility determine the implementation.

Design & user experience

The interface follows a clear sequence: choose an area, understand its status and take the next action. Sidebar navigation groups the modules; cards and structured records organise their details. Consistent positions for actions and status information support orientation. For a customer solution, I adapt views and priorities to actual working processes. The original screenshots shown here are from the German desktop interface; the reference presentation itself is designed for phones, tablets and desktop screens.

Value of the solution

The real value is a calmer working day: less searching, fewer details to carry in your head and a clearer view of recurring obligations. Configured reminders help track activities that might otherwise depend on one person remembering them. Decisions and approvals stay in your hands while the software supports the agreed routines. Automation becomes a practical way to free attention for the work you want to focus on, rather than a goal in itself.

Your attention belongs on decisions. Not on remembering due dates.

As a business grows, the list of things to remember often grows with it. Well-designed software does not take responsibility away from you, but it can take on much of the daily work of keeping track.

Create a clear structure

Keep activities, dates and responsibilities in one place.

Receive relevant reminders

Get email notifications based on the rules you configure.

Act with a clearer head

Find the relevant information, set priorities and make decisions.

Adapt the software to your workflows. Not the other way around.

This CRM is a concrete custom development, not a claim that one standard product fits every business. I can program views, fields and workflows directly around your needs. We start with the elements that make a useful difference and extend them deliberately.

Examples of possible customer adaptations. Scope, feasibility and implementation are agreed in advance.

- Custom fields and modules
- Tailored reminders
- Roles and approval steps
- Relevant reports
- Integrations after review

Experience a calmer way to organise your working day.

Request demo access and tell me which workflow interests you most. I review your enquiry personally and send the appropriate demo credentials separately by email.

No access to live client data. A demo uses an approved test area; its scope and availability are agreed personally.

Send your enquiry

Your name and email are enough. A use case is optional.

Receive a personal response

I help identify which view is relevant to your needs.

Explore at your own pace

I send the credentials personally. Access is not activated automatically.

A few useful details before we begin.

Does the CRM pay my invoices automatically?

The functionality described supports visibility, due dates and email reminders. It does not transfer money automatically. Initiating payments would require a separately agreed integration and explicit approvals. You stay in control.

Can you develop it specifically for my company?

Yes. I develop custom extensions around your requirements. Together we prioritise fields, modules and workflows. Integrations and particular approval steps are reviewed before implementation is agreed.

How do reminders work?

Reminders follow the recorded data and configured rules. Scheduled execution and email delivery must be correctly configured. A reminder supports action; it does not confirm that a task has been completed or an invoice paid.

Will I receive demo access immediately?

No. I review your enquiry first, contact you personally and send suitable demo credentials separately. Production accounts and internal client data are not released.

What do the additional images show?

The four screenshots show real back-office areas: finances, domains, deadlines and applications. Internal details have been permanently concealed. The interface is in German; no fabricated demo metrics are shown.

Could this approach work for your project?

Which recurring task takes more attention than it should? Show me a typical workflow, such as invoice deadlines, contract renewals or internal tasks. Together, we can identify what is worth automating and define a suitable first version.

A closer look at the project

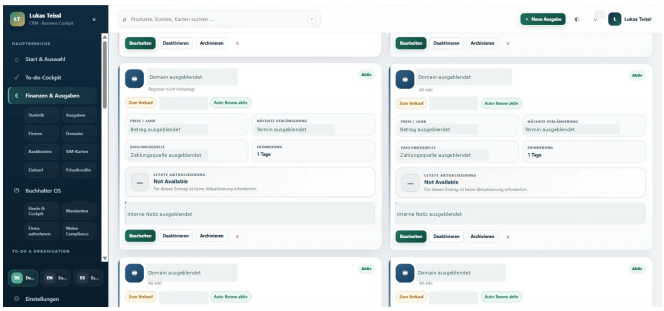

Domains & renewals · Real back-office view · original interface: German · internal details concealed. Source language: DE.

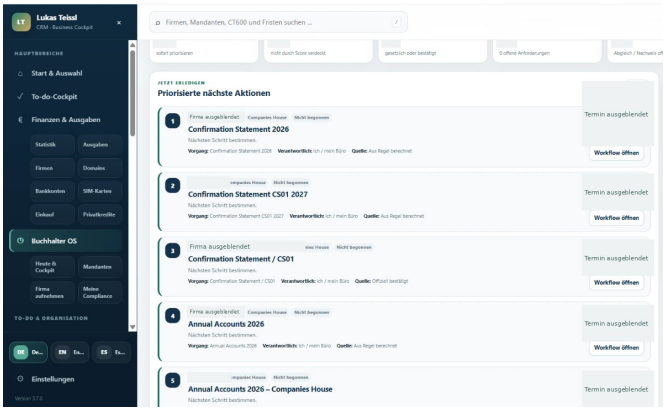

Deadlines & next actions · Real back-office view · original interface: German · internal details concealed. Source language: DE.

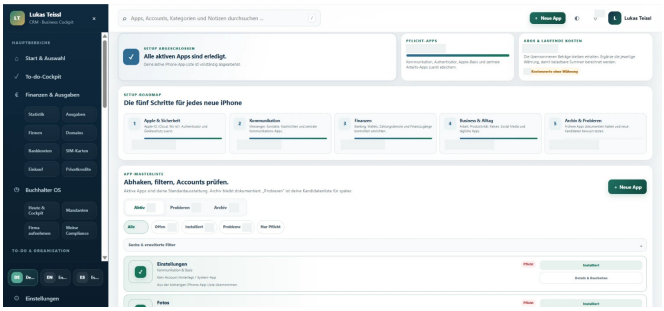

Applications & structured setup · Real back-office view · original interface: German · internal details concealed. Source language: DE.

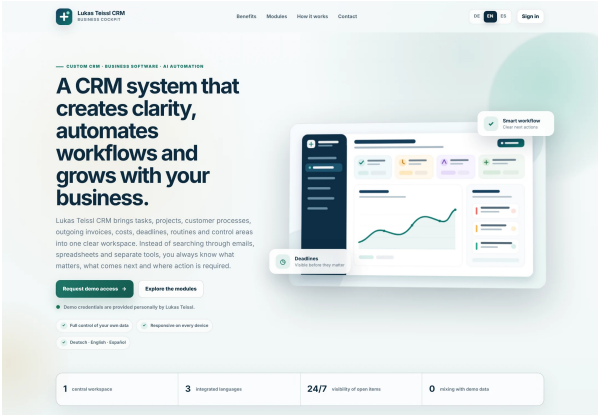

Desktop view · Original templates dated 13 Oct 2026 · locally rendered, not a live capture. Source language: EN.

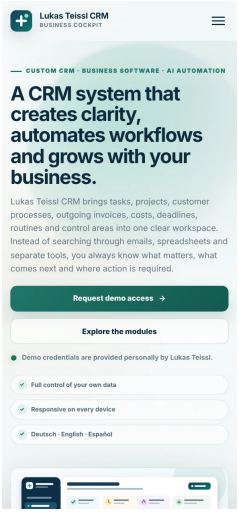

Mobile view · Original templates dated 13 Oct 2026 · locally rendered, not a live capture. Source language: EN.

Further insights

Visit project website

Explore the project online →

Arrange an initial conversation →

13 / OWN PROJECTS & PRODUCTS

LT Offers – Proposal & Closing CRM

A compelling offer deserves a straightforward next step.

View online

DOCUMENTED CONTRIBUTION

LT Offers brings personal offer pages, clearly defined services, documents and digital confirmation into one coherent customer journey. For suitable contracts, customers can accept online rather than printing, signing and returning paperwork. The agreed deposit process follows. I can tailor the software to your own proposal and sales workflow.

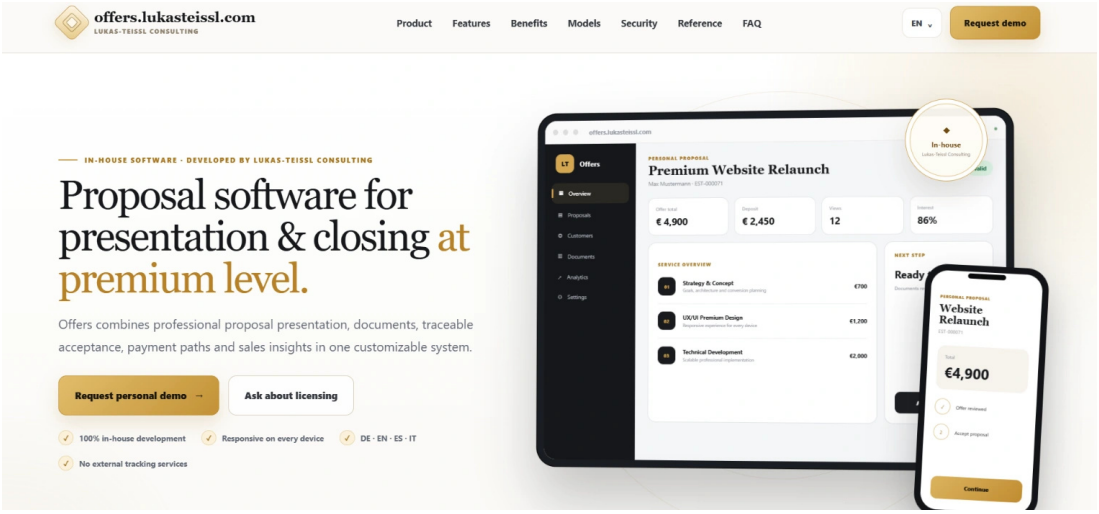

Desktop view · Supplied project screenshot · Original language: EN. Source language: EN.

AREAS OF WORK

Concept · Software development · User experience

Project overview

Your customer should be able to understand what is included, what it costs and what happens next without searching through several emails and attachments. That is why I developed LT Offers. A personal offer page brings together scope, pricing, the payment plan and supporting documents. The journey leads from reviewing the offer to digital confirmation and then the agreed deposit step. For service providers, consultants and businesses delivering bespoke work, this creates a clear transition from proposal to collaboration. The linked examples show the customer experience in German, English and Spanish.

Task & objectives

A good proposal can still be followed by unnecessary administrative steps. My task was to make this journey clearer: bring the information together, request explicit acceptance and make the next action easy to find. Viewing an offer, accepting it and receiving payment are different events. Each needs its own traceable status.

My contribution

I designed and developed LT Offers as my own proposal and agreement system. Personal offer pages, service breakdowns, documents, versions and digital acceptance are connected in one workflow. The interface helps customers orient themselves while the application logic connects the underlying events. I can adapt this approach for other businesses with appropriate offer modules, fields, approvals, payment schedules and integrations following a technical review.

Features that support everyday work.

One link instead of scattered documents

Services, prices, the payment plan and supporting documents are accessible on a personal offer page. Customers can review the decision basis without piecing together multiple messages.

Digital confirmation for suitable contracts

Where no special formal requirements apply, electronic acceptance may create a binding agreement. The process must fit the contract type, applicable law and the authority of the person accepting.

A deposit as the next clear step

After confirmation, the process leads to the agreed payment plan. Acceptance alone does not establish receipt of funds; the amount and actual payment status remain separate matters.

A traceable record of the agreement

The demo presents offer documents, versions and associated terms. Acceptance information and confirmation documents support a record of the agreement, not an unconditional legal guarantee.

Example offers in three languages

The linked examples present the customer experience in German, English and Spanish. This reference opens the matching language by default and also provides access to the other two versions.

Custom development available

Additional proposal items, questions, internal approvals or specialised processes can be discussed and assessed. I agree a clear scope before implementing the required changes.

Design & user experience

A calm proposal page does not need endless buttons. It needs a clear sequence: understand the offer, confirm it and then arrange the agreed payment. Structured service sections, accessible documents and clearly named next steps support that sequence. The customer journey stays convenient and the provider retains a clear view of the process.

Value of the solution

A professional agreement process helps customers make an informed, deliberate decision. They find the essential information together; you gain a structured workflow instead of an informal reply buried in an email thread. LT Offers provides the technical support for that clarity. Enforceability and payment handling still depend on the contract, evidence and applicable requirements.

Less friction. More clarity at the point of agreement.

Once a customer has decided to proceed, the next steps should not become an obstacle. LT Offers connects reviewing the proposal, confirming it digitally and following the agreed payment path – clearly for the customer and traceably for you.

Review the offer & confirm digitally

Scope, price, documents and terms are presented together. The customer reviews and confirms the offer through the intended process – for suitable contracts, without printing, handwriting a signature and returning paperwork.

Arrange the agreed deposit

The payment plan associated with the offer follows. Customers can see the intended next step. For the provider, acceptance and actual receipt of funds remain distinct, traceable events.

Clear for customers. Traceable for providers.

The offer version, documents, associated terms and confirmation provide a basis for an orderly record. This supports clarity without treating a page view as acceptance or payment.

See the next step through your customer’s eyes.

Open an example to see how scope, investment, documents and the payment plan are brought together. The matching language is already highlighted.

Example views with fictional offer data – do not place a real order or make a real payment. Depending on its status, an example may already be accepted, paid or expired, so the full process may not be replayable. A personal walkthrough can be arranged.

Adapt the software to your business. Not the other way around.

I develop tailored extensions for your proposal process, from fields and service packages to agreed approvals, payment schedules and integrations. We start with your actual workflow and turn it into an appropriate technical solution.

Examples of possible custom work, not a standard feature promise. Scope, technical feasibility and requirements are agreed in advance.

• Custom offer modules

• Relevant customer questions

• Internal approval steps

• Individual payment schedules

• Integrations after review

Digital acceptance, with clear legal boundaries.

Electronic acceptance may be binding where no special formal requirements apply. It does not automatically replace a legally required handwritten signature or qualified electronic signature. Relevant factors include applicable law, contract type, clear declarations, authority to accept and information or withdrawal obligations where applicable. Documentation and a deposit do not guarantee complete legal protection. The contract process should be reviewed for your business model before production use.

What matters before implementation?

Does the customer need to print and sign a document?

Electronic acceptance is possible for suitable contracts without special formal requirements. Your specific contract must be checked first. A simple confirmation click is not a qualified electronic signature.

Is paying the deposit the same as confirming the order?

The presented workflow separates confirmation from the agreed payment step. Whether and when a contract is formed depends on the actual terms. Receipt of funds needs to be established separately.

Can I try every step in the demo?

The example pages are publicly accessible. An accepted, paid or expired example may limit the available actions. A personal walkthrough can be arranged for the full process; no real payment is required.

Could this approach work for your project?

Would you like proposals that look professional and fit your workflow? Let us discuss proposal structure, approvals and the route from enquiry to acceptance.

Further insights

Visit project website

Explore the project online →

Arrange an initial conversation →

14 / OWN PROJECTS & PRODUCTS

Lukas Teissl Client Portal

Collaboration needs more than a shared folder.

View online

DOCUMENTED CONTRIBUTION

My custom-built client portal connects tasks, project progress, documents, approvals, invoices and messages. Individual exchanges become a shared workspace. The project demonstrates how I design software around collaboration between a business and its clients.

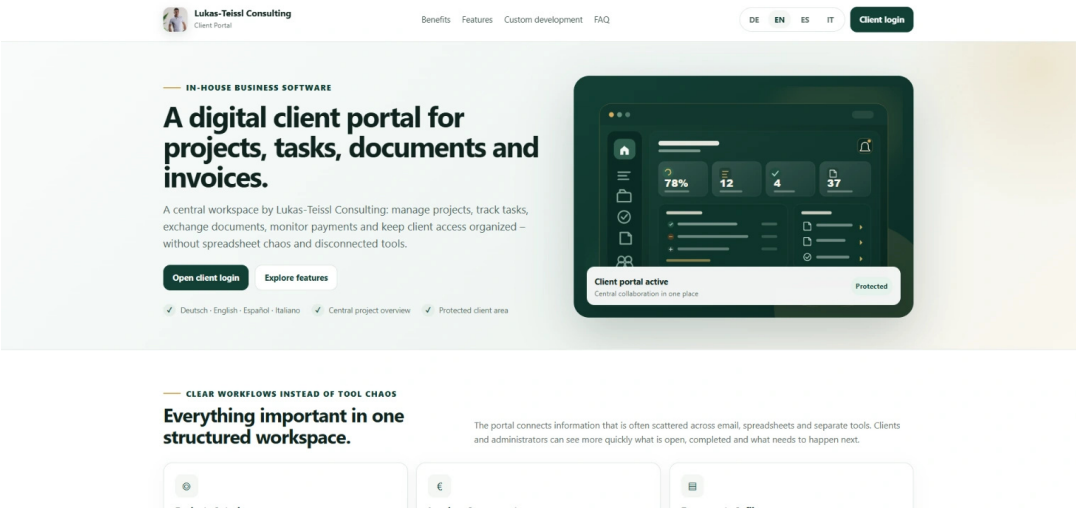

Desktop view · Supplied project screenshot · Original language: EN. Source language: EN.

AREAS OF WORK

Concept · Software development · User experience

Project overview

The client portal keeps tasks, project status, documents, approvals, invoices, messages and access details available in one protected place. Clients and project stakeholders see the same current status on desktop and mobile.

Task & objectives

During a collaboration, documents and decisions need to remain connected to the relevant project. The task is to provide a traceable shared workspace instead of distributing the context across individual attachments and messages.

My contribution

I developed the portal as a digital interface for client projects. Project overviews, documents, approvals and communication share one interface, with personal access and roles separating work areas. My focus is on making information available where a decision or response is needed.

Features that support everyday work.

Project documents

Files remain accessible within the context in which they are needed.

Approvals and activity

Progress and responses support a traceable exchange between project participants.

Personal access

Role-based areas separate working material from the public presentation.

Design & user experience

A clear hierarchy from project overview to related documents guides the interface. Consistent sections support orientation on smaller screens as well. The public entry explains the portal's purpose without exposing the contents of a client account.

Value of the solution

A project-based workspace helps keep documents, questions and next steps together. The approach can support different client relationships, with approval processes, document types and access rules defined for each implementation.

Could this approach work for your project?

Do you need a client, partner or project portal? Show me how collaboration works today, and we can discuss which steps a dedicated workspace should support.

Further insights

Visit project website

Explore the project online →

Arrange an initial conversation →

15 / OWN PROJECTS & PRODUCTS

Lukas Checks

Technical checks that lead to a next step.

View online

DOCUMENTED CONTRIBUTION

Lukas Checks connects website checks, SSL deadlines, reminders and follow-up reviews in my own application. It illustrates my approach to internal tools: organise technical information so that a check result can become a clear follow-up task.

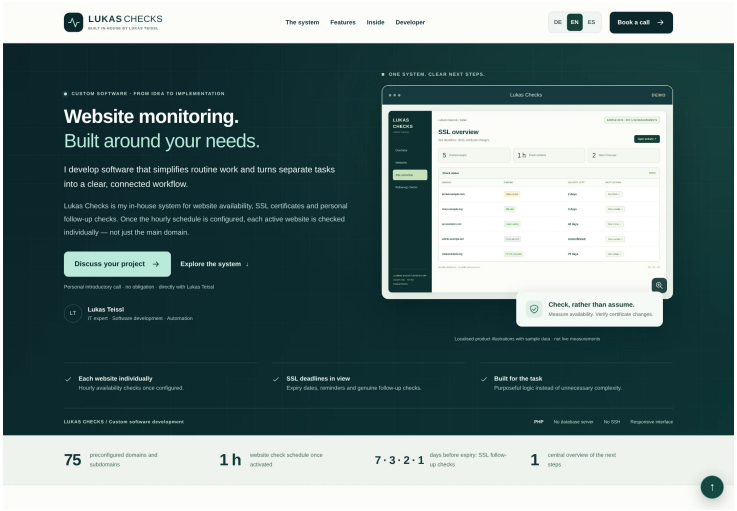

Desktop view · Original templates dated 13 Oct 2026 · locally rendered, not a live capture. Source language: EN.

AREAS OF WORK

Concept · Web development · User experience

Project overview

Lukas Checks is an application I developed for regularly reviewing a portfolio of websites. Its public presentation explains three areas: website monitoring, the SSL overview and follow-up checks. The actual workspace remains protected. The solution addresses administrative work in which many web addresses and review dates need to be organised together.

Task & objectives

Availability checks and certificate deadlines are different tasks, but benefit from a shared overview. A check does not itself complete a correction. Results, deadlines and subsequent reviews therefore need to be presented coherently and in understandable terms.

My contribution

I developed the checking system and its multilingual product presentation. Website checks, the SSL overview, reminders and follow-ups work together. I distinguish between a technical signal, the work it triggers and the subsequent review: displaying an issue is not the same as resolving it.

Features that support everyday work.

Website checks

Technical results support regular reviews of managed addresses.

SSL cockpit

Certificate-related information and upcoming deadlines are brought together.

Follow-up checks

Reminders support a further review after work has been carried out.

Design & user experience

The presentation deliberately distinguishes public explanation from the protected application. Visitors can understand the approach without seeing operational information. Inside the application, the different tasks are treated as related control areas.

Value of the solution

The application supports routine website maintenance and brings deadlines and follow-up checks into one view. It is an example of purpose-built operational software, not a promise of exhaustive monitoring or guaranteed availability.

Could this approach work for your project?

Do you manage many websites, deadlines or technical checks? Describe your review routine, and we can develop an internal tool around it.

A closer look at the project

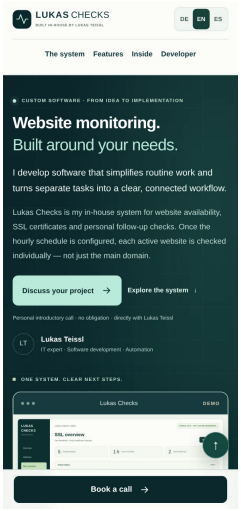

Mobile view · Original templates dated 13 Oct 2026 · locally rendered, not a live capture. Source language: EN.

Further insights

Visit project website

Explore the project online →

Arrange an initial conversation →

16 / CLIENT PROJECTS

CareTrade International

Complex services. A clear digital presence.

View online

DOCUMENTED CONTRIBUTION

For CareTrade International, I implemented a multilingual company website bringing together product areas, project information, media and enquiry routes. The project shows how I turn an extensive service offering into an understandable website with clear navigation and a layout that works across devices.

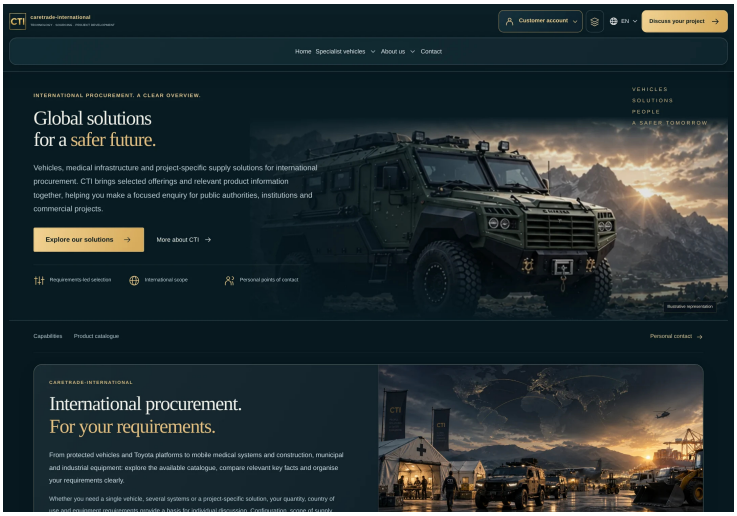

Desktop view · Original templates dated 13 Oct 2026 · locally rendered, not a live capture. Source language: EN.

AREAS OF WORK

Concept · Web development · User experience

Project overview

CareTrade International presents project-related solutions including specialist vehicles, power supply and waste management. The website needs to guide different audiences towards relevant information, from a first company overview to a specific product or project enquiry. This case study focuses on the digital website, its information architecture and its implementation.

Task & objectives

A broad international offering requires a recognisable place for each subject. Technical information should not disappear within a general company description. At the same time, the enquiry path needs to remain understandable when a visitor can initially describe a requirement only in broad terms.

My contribution

My contribution combines the website's concept, design and programming. I brought together product and information sections, multilingual presentation, media and enquiry elements. Their interaction matters: visitors need to understand the offering, find relevant detail and make a specific enquiry. Hosting is also part of the documented scope.

Features that support everyday work.

Structured service areas

Separate topics help visitors understand different parts of the offering.

Product-level orientation

Detailed information and views connect the company presentation with a specific enquiry.

Multilingual contact paths

Key information and calls to action are coordinated across languages.

Design & user experience

The design combines calm dark surfaces, industrial imagery and restrained accents. Navigation and page hierarchy move from overview to individual topic. The same structure must remain understandable on small screens without truncated labels or difficult-to-reach controls.

Value of the solution

The website gives a multifaceted business an organised digital presentation. Product information, project context and enquiry routes work together instead of leaving visitors to navigate disconnected information.

Could this approach work for your project?

Does your business offer complex products or several service lines? Let us discuss how to turn them into a clear, persuasive website that your team can maintain.

A closer look at the project

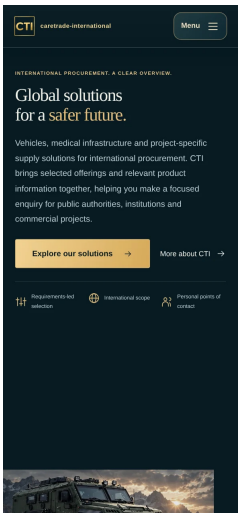

Mobile view · Original templates dated 13 Oct 2026 · locally rendered, not a live capture. Source language: EN.

Further insights

Visit project website

Explore the project online →

Arrange an initial conversation →

17 / OWN PROJECTS & PRODUCTS

Lukas Teissl Talent

From an application to a carefully targeted introduction.

View online

DOCUMENTED CONTRIBUTION

For my talent-scouting work, I developed a platform that structures applications, images and profile details. Multilingual guidance and selective access connect a personal placement process with custom software, without turning personal information into an unrestricted public directory.

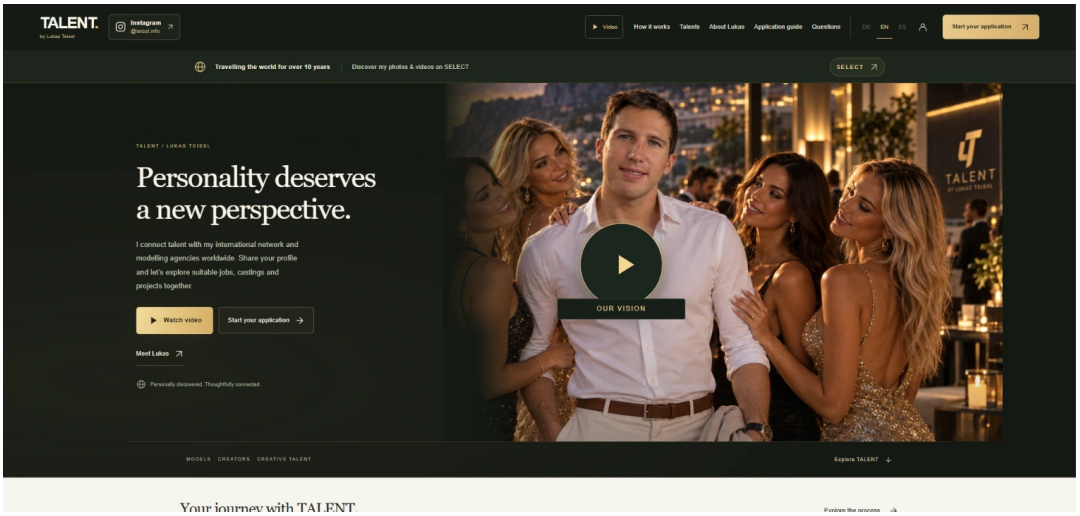

Desktop view · Supplied project screenshot · Original language: EN. Source language: EN.

AREAS OF WORK

Concept · Web development · User experience

Project overview

The platform explains my talent-scouting work and the application process. Applicants can submit information, images and relevant details in a structured way. Further introductions follow an agreed sharing process rather than an unrestricted listing. The use case combines personal support with an organised digital workflow.

Task & objectives

A useful introduction requires more than a photograph. Location, languages, availability and other details need to be captured clearly and brought together meaningfully. It must also be clear which information is handled internally and which is shared with a selected partner.

My contribution

I built the application flow, profile structure and multilingual presentation. The implementation connects the collection of relevant information with a controlled introduction process. My focus is not simply on collecting data, but on making it useful and accessible to the right people at the next step.

Features that support everyday work.

Guided application

Connected steps support collecting relevant profile information.

Structured presentation

Images and details are brought together for a coherent review.

Selective sharing

Selected profile views can be introduced through limited, revocable access.

Design & user experience

The public website first explains the process and the limits of an application. Personal data is not used as decoration. The interface clarifies the next sensible step and distinguishes registration, review and introduction.

Value of the solution

The platform gives a personally supported process a clear digital structure. Applications can be reviewed together, while profile views can be shared selectively through limited, revocable access. It does not guarantee placements or assignments.

Could this approach work for your project?

Do you need applications, intake forms or a portal for selected profiles? Let us discuss which information is required and who should see it at each stage.

Further insights

Visit project website

Explore the project online →

Arrange an initial conversation →

18 / OWN PROJECTS & PRODUCTS

LT Share – Custom Funnel System

One link. A clear path through your offering.

View online

DOCUMENTED CONTRIBUTION

LT Share is my custom-developed presentation and funnel system. Videos, PDFs, documents and contact routes become one branded interface. I designed not only the presentation, but also the content administration and the logic for reusable presentations.

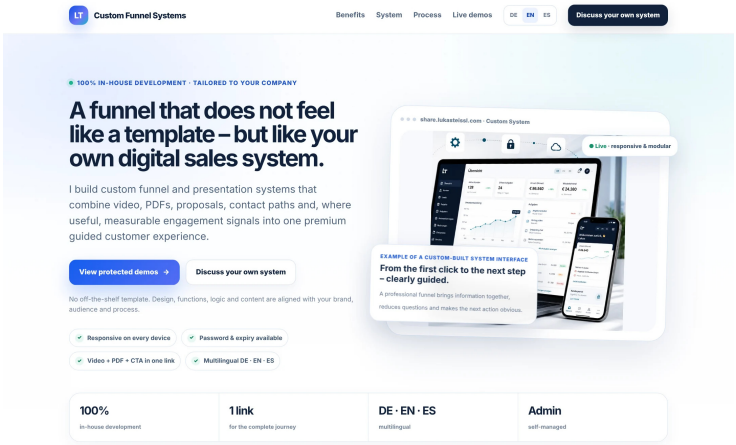

Desktop view · Original templates dated 13 Oct 2026 · locally rendered, not a live capture. Source language: EN.

AREAS OF WORK

Concept · Software development · User experience

Project overview

LT Share is my custom-built funnel and presentation system for premium digital customer journeys. Video, PDFs and documents, presentations, contact paths and clear next actions are combined in one central, branded link. Content can be managed in its own admin area, delivered in multiple languages and, where needed, protected or enhanced with transparent engagement signals.

Task & objectives

Prospects first need understandable information and then an appropriate contact or decision step. The task is to represent that sequence digitally. At the same time, confidential material should not automatically become public simply because a presentation is available online.

My contribution

I handled the concept, design and custom development logic. This includes the presentation interface, manageable content, reusable packages and the connection between media and next steps. Password and expiry options support selective access to suitable content; further connections are configured per project.

Features that support everyday work.

Media in one place

Video, PDFs and supporting documents remain accessible within a guided interface.

Controlled sharing

Password and expiry options support the deliberate release of selected content.

Manageable content

A dedicated administration area supports presentation, media and reusable package maintenance.

Design & user experience

The sequence follows the recipient's information needs. Clear action areas avoid competing next steps. The captures shown here represent the public product presentation rendered from original files, not a confidential client presentation or live operational data.

Value of the solution

Prospects receive media and relevant actions in a shared context, while content and presentation packages remain maintainable internally. The approach suits consulting, sales and complex offerings without promising a particular conversion rate.

Could this approach work for your project?

Are your presentations, videos and documents scattered across several channels? Let us turn them into a structured, branded starting point for your prospects.

A closer look at the project

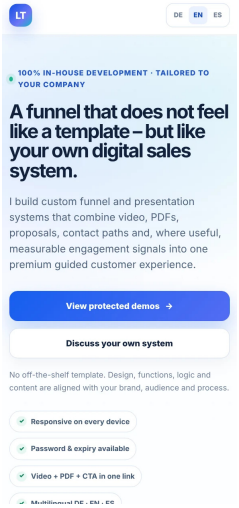

Mobile view · Original templates dated 13 Oct 2026 · locally rendered, not a live capture. Source language: EN.

Further insights

Visit project website

Explore the project online →

Arrange an initial conversation →

19 / OWN PROJECTS & PRODUCTS

Lukas Teissl Studio

A custom presentation studio in the browser.

View online

DOCUMENTED CONTRIBUTION

My custom-built studio connects animated slides, a teleprompter, camera and audio with a separate presentation output. It makes my development approach tangible: different media functions become a usable tool for presentations, training and recording.

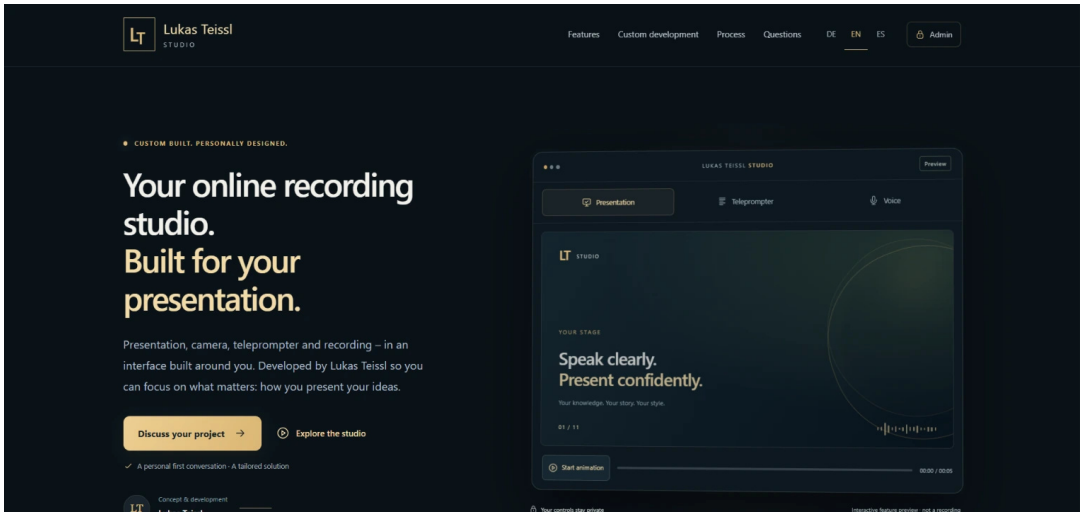

Desktop view · Supplied project screenshot · Original language: EN. Source language: EN.

AREAS OF WORK

Concept · Software development · User experience

Project overview

My custom-built presentation studio brings animated slides, camera, teleprompter and audio together in one browser-based recording workspace. Your script and production controls remain private while your audience sees the finished presentation. For courses, training, consulting and sales, this can become your own studio, tailored to your brand, content and workflow.

Task & objectives

Courses, consulting sessions and training require content and delivery to work together. The task is to arrange presentation material, speaker guidance and recording options so that the presenter can control the sequence without cluttering the audience output with controls.

My contribution

I developed the presentation and recording system with slide controls, a teleprompter, camera and audio settings, and browser recording. Production controls and the intended output are separate. The implementation starts with the speaker: what needs to be seen, controlled and adjusted without exposing the working view to the audience?

Features that support everyday work.

Separate controls and output

Speaker assistance and controls stay apart from the intended presentation image.

Present at your own pace

Teleprompter and manual navigation support a sequence aligned with the talk.

Connect picture and sound

Camera, microphone and video clips can be brought into the agreed recording workflow.

Design & user experience

The interface distinguishes preparation, personal controls and audience output. Controls are placed where they are needed during a presentation. The public introduction explains the workflow; an individual studio can be aligned with specific content and working practices.

Value of the solution

The studio brings preparation, delivery and recording into a dedicated operating concept. It is a reference for custom media tools. Available recording features depend on the browser, device and media permissions.

Could this approach work for your project?

Are you planning training, product presentations or a video format? We can discuss the controls your workflow needs and the functions available in your target browser.

Further insights

Visit project website

Explore the project online →

Arrange an initial conversation →

20 / OWN PROJECTS & PRODUCTS

LT Newsletter Intelligence

Your contact data at the centre. Clear responsibilities for delivery.

View online

DOCUMENTED CONTRIBUTION

I developed LT Newsletter Intelligence as a dedicated newsletter CRM: contacts, lists, sources, consent records and data quality stay centrally organised. Campaign preparation and handover to delivery services are separate, illustrating software that treats data and processes together.

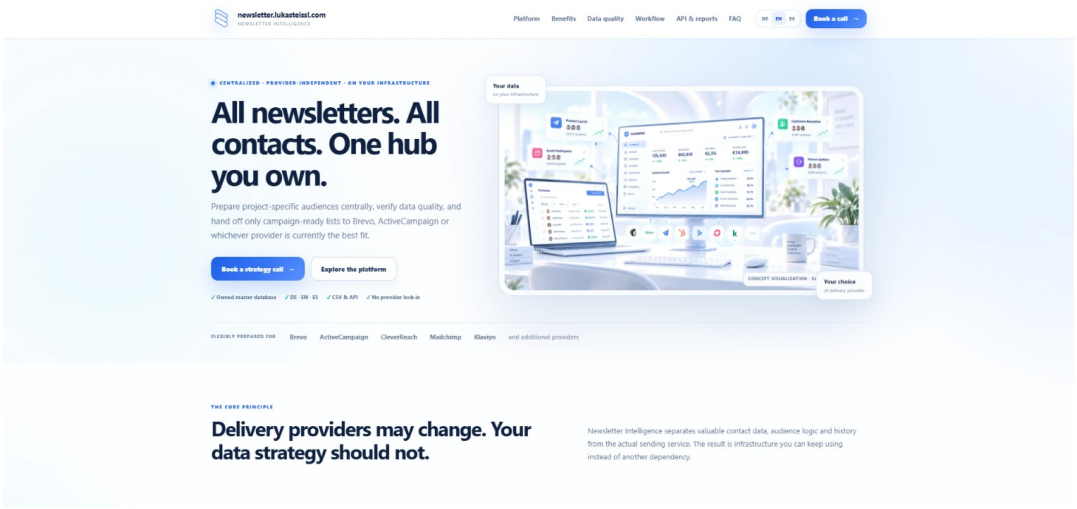

Desktop view · Supplied project screenshot · Original language: EN. Source language: EN.

AREAS OF WORK

Concept · Software development · User experience

Project overview

Newsletter Intelligence is my custom-built newsletter CRM and central control platform for email marketing. Contacts, audience lists, sources, double-opt-in evidence, data quality, campaign preparation and provider integrations are consolidated on your own server. Sending can be handed off to the most suitable external delivery service while the central data and process ownership remains under your control.

Task & objectives

A sustainable email workflow requires traceable recipient data and clear responsibilities. The task is to organise the contact base independently of individual sending tools and make it usable across projects without losing track of source and consent.

My contribution

I developed the central data and control layer for contacts and recipient lists. The scope includes importing, cleaning, quality checks and export preparation. Syntax, DNS/MX and duplicate checks support list maintenance. The architecture deliberately distinguishes contact organisation from the connected delivery service.

Features that support everyday work.

Sources and consent

Origin and double-opt-in records can be maintained alongside the contact base.

Data-quality checks

Syntax, DNS/MX and duplicate checks support list preparation without guaranteeing deliverability.

Delivery handover

Structured exports and suitable connections allow selected sending tools to be used.

Design & user experience

The interface separates contact maintenance, list creation and campaign preparation. This makes it clear which data is managed centrally and which tasks are passed to an external service. Quality indicators are treated as review signals rather than blanket confirmations of success.

Value of the solution

An organised contact base remains usable across campaigns and projects. It supports the separation of owned data from external delivery. Consent, provider configuration and delivery results remain separate operating requirements.

Could this approach work for your project?

Would you like to organise lists, sources and consent more effectively? We can map your data flows and develop a suitable structure between contact maintenance and delivery.

Further insights

Visit project website

Explore the project online →

Arrange an initial conversation →

21 / OWN PROJECTS & PRODUCTS

Sales CRM & Automation

Sales as a connected process, not just a contact list.

View online

DOCUMENTED CONTRIBUTION

My sales CRM connects contact history, tasks, reminders and customisable workflows. The application demonstrates how I translate sales logic into software, with appropriate fields, status models and traceable handling across several steps.

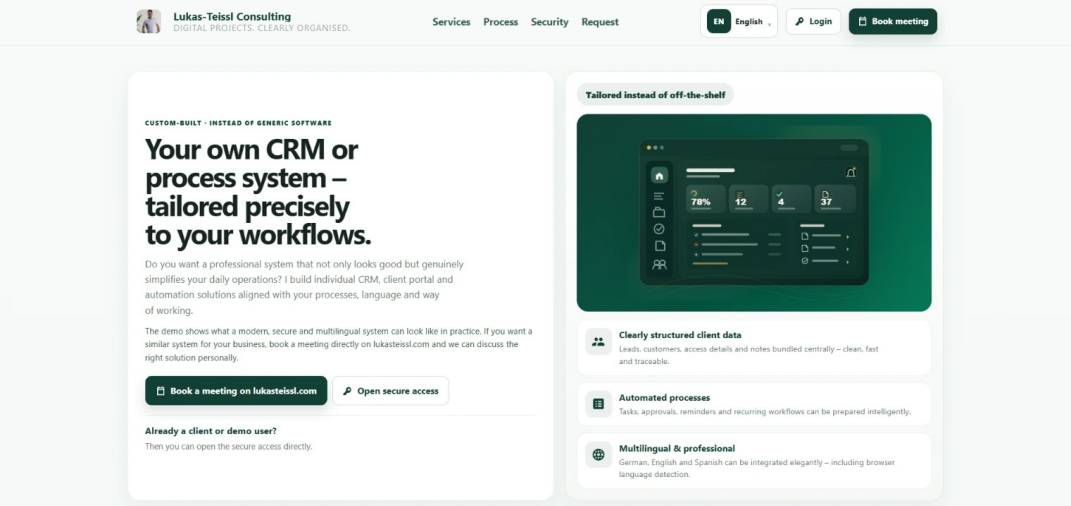

Desktop view · Supplied project screenshot · Original language: EN. Source language: EN.

AREAS OF WORK

Concept · Software development · User experience

Project overview

The system demonstrates how contacts, prospects, client history, tasks, approvals, reminders, billing planning and custom workflows can be connected in a secure platform. Fields, statuses and reports follow your real operating model.

Task & objectives

A sales process requires more than an address list. For each contact, the previous conversation, current status and next action should be understandable. The platform addresses this connection between information and the work that follows from it.

My contribution

I am developing the solution as a custom CRM and automation system. Customer history, tasks, follow-ups and tailored workflows are central to it. Fields, roles, dashboards and reports are shaped around the use case. Additional interfaces are planned separately rather than promised as standard features.

Features that support everyday work.

History in context

Client history keeps the information needed for subsequent work together.

Tasks and follow-ups

Reminders and next actions support systematic follow-through.

Adaptable workflows

Status models and roles can be aligned with the actual sales process.

Design & user experience

The interface presents a contact together with its history and outstanding tasks. Consistent status terminology helps users navigate. A clear transition between overview and individual work supports day-to-day use.

Value of the solution

The system supports continuous handling from an initial contact to the next follow-up. Information stays within the context of the case, allowing an implementation to match your sales process instead of introducing another disconnected list.

Could this approach work for your project?

Which handovers, follow-ups or approvals shape your sales process? We can turn them into a specific CRM and automation scope.

Further insights

Visit project website

Explore the project online →

Arrange an initial conversation →

22 / OWN PROJECTS & PRODUCTS

PROOF · References and Evidence Portal

Show expertise. Respect confidentiality.

View online

DOCUMENTED CONTRIBUTION

PROOF brings public project examples, traceable responsibility and selectively released evidence into a dedicated portal. Concept, design, development and hosting are attributed to my consulting business. It shows how persuasive reference communication can work alongside controlled access.

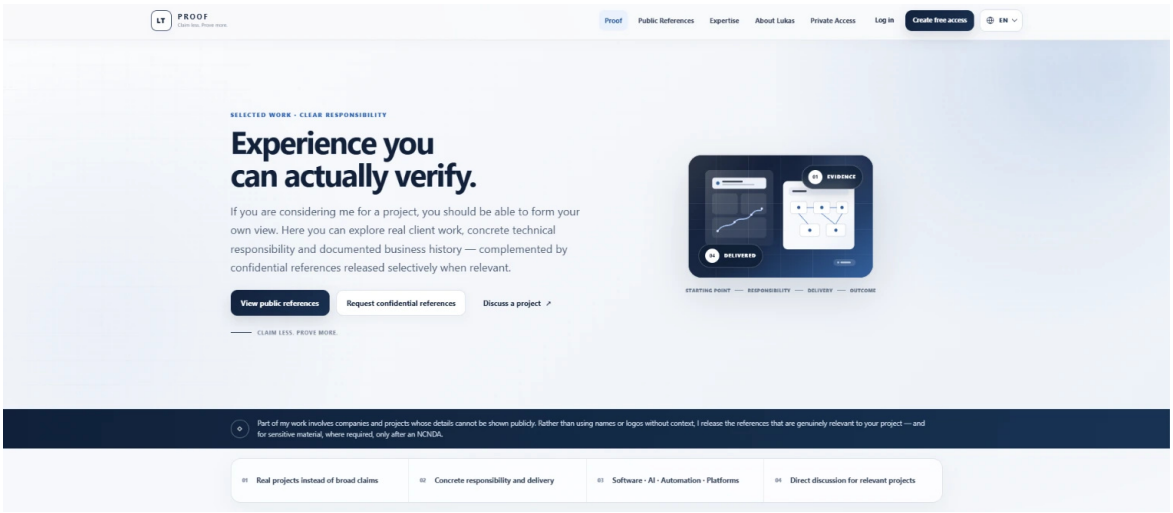

Desktop view · Supplied project screenshot · Original language: EN. Source language: EN.

AREAS OF WORK

Reference structure · Source links · Access guidance

Project overview

The portal is for visitors who want to assess my experience before discussing a project. It combines public project descriptions with professional context and external sources. Confidential supporting evidence is kept separate. The website explains why not every client name or internal document belongs in a public showcase.

Task & objectives

A reference platform should demonstrate traceable work without compromising confidentiality through an unrestricted document collection.

My contribution

I brought together my project information, business context and supporting sources in the portal. My consulting business is credited with concept, design, development and hosting. The structure separates public views from confidential evidence released after personal review and appropriate permission.

Features that support everyday work.

Public case studies

Descriptions place tasks and responsibility in context.

Supporting sources

Company history and external links complement the presentation.

Selective access

Confidential evidence remains separate from freely visible information.

Design & user experience

Navigation distinguishes public references, experience and private access. Visitors can review material first and then request relevant additional information.

Value of the solution

Prospects can form a more concrete view without turning sensitive client relationships into a public document archive. The portal connects presentation, navigation and selective release processes.

Could this approach work for your project?

Would you like to share references, tender materials or confidential project information selectively? We can design an access process that treats information and permission together.

Further insights

Visit project website

Explore the project online →

Arrange an initial conversation →

23 / OWN PROJECTS & PRODUCTS

Lukas Teissl Select

Selected content. Deliberately controlled access.

View online

DOCUMENTED CONTRIBUTION

SELECT connects a public presentation with individually released media views. My consulting business is credited with concept, design, development and hosting. The project demonstrates a solution for content that should be presented attractively without being distributed indiscriminately to every visitor.

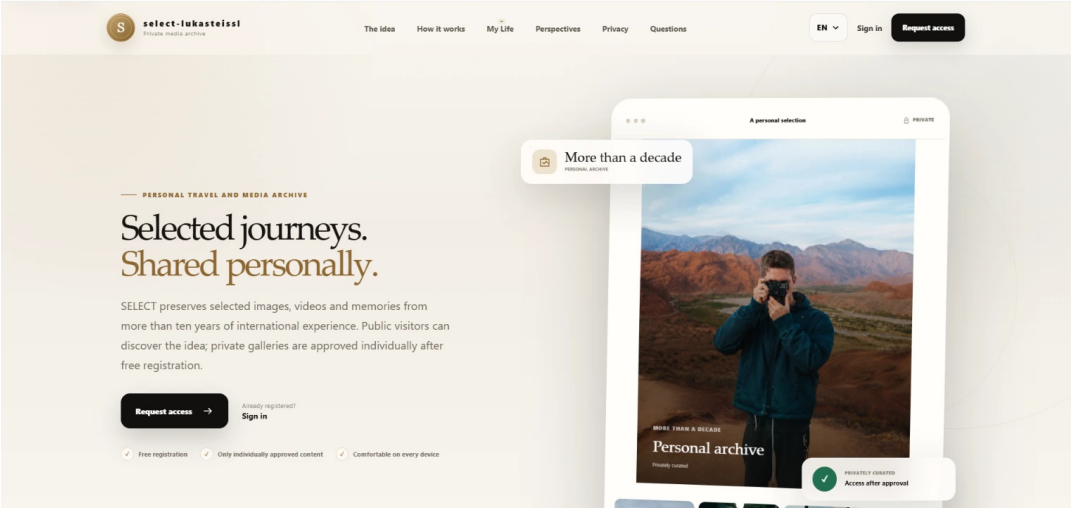

Desktop view · Supplied project screenshot · Original language: EN. Source language: EN.

AREAS OF WORK

Concept · Web development · User experience

Project overview

The public website introduces selected personal and media-related content. Registration does not automatically unlock every view for every visitor. The platform distinguishes public information from individually accessible galleries. The entry point stays open while access to specific content is granted selectively.

Task & objectives

A personal media collection needs a clear decision about who may see what. The task is to combine an attractive public introduction with understandable boundaries. Registration, individual approval and actual access must not be treated as the same thing.

My contribution

I was responsible for the digital presentation and its documented release paths. The structure distinguishes the public introduction from individually accessible galleries. Limited links support targeted sharing. Private views and personal media remain outside this public reference.

Features that support everyday work.

Public introduction

Visitors can understand the purpose before requesting broader access.

Individual permissions

Additional views depend on a specific authorisation.

Limited sharing

Time-limited links support more targeted distribution of selected content.

Design & user experience

The user journey explains that an account alone does not unlock everything. Expectations are clarified before the next step. Visual presentation stays separate from protected material; a public reference uses authorised information only.

Value of the solution

The project combines presentation quality with a graduated access model. It offers an approach for selected media, project presentations and personal views where permission is part of the user journey.

Could this approach work for your project?

Do you need media galleries with selective access? We can define who should see each item, how long access lasts and how a release can be withdrawn.

Further insights

Visit project website

Explore the project online →

Arrange an initial conversation →

24 / OWN PROJECTS & PRODUCTS

Lukas Teissl History

Give a collection of materials a coherent context.

View online

DOCUMENTED CONTRIBUTION

With History, I brought professional and business materials into a multilingual presentation structure. Topics, sources and access remain distinguishable. The project shows how I turn a collection of content into clear digital navigation.

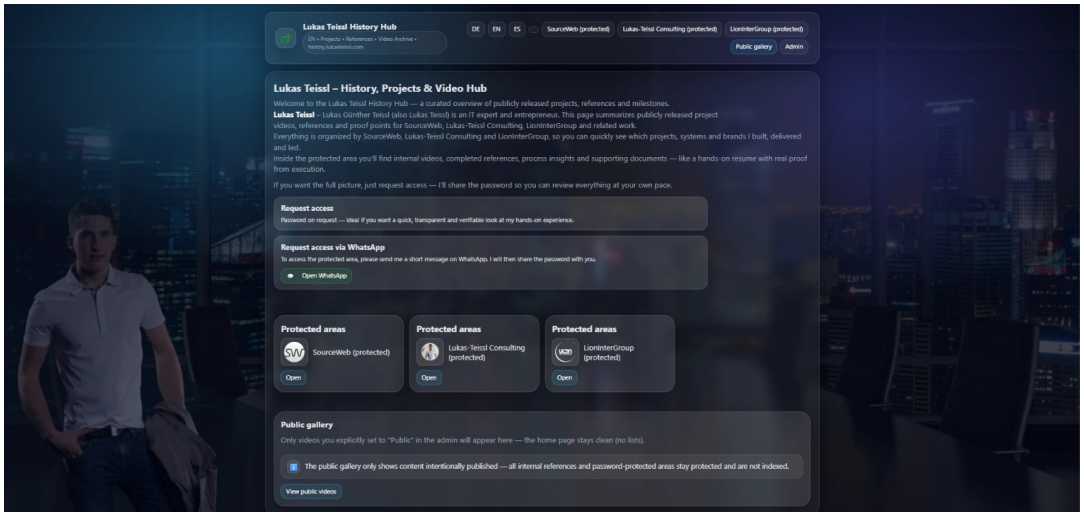

Desktop view · Supplied project screenshot · Original language: EN. Source language: EN.

AREAS OF WORK

Concept · Web development · User experience

Project overview

The platform presents selected videos, materials and company-related information in a multilingual structure. Different parts of my professional background sit alongside one another without losing their origin. Not every document is public; restricted content requires appropriate access. The public area provides a guided introduction to the available material.

Task & objectives

Material accumulated over years needs more than a shared folder. Origin, topic and access conditions should remain recognisable. Visitors also need to understand what they can view directly and where personal contact is required.

My contribution

I built the portal as a presentation and organisational structure for my professional materials. My contribution is their multilingual curation and preparation. The user journey separates themes and public views from protected content, while historical business connections retain their time context.

Features that support everyday work.

Thematic organisation

Materials are assigned to their business or subject context.

Public and restricted

Open views remain separate from access-controlled areas.

Multilingual entry point

Navigation serves German-, English- and Spanish-speaking visitors.

Design & user experience

Navigation follows recognisable subjects rather than an unstructured file collection. Origin and access type matter more than decorative effects. The library provides an explanatory framework without making internal documents publicly available.

Value of the solution

The portal gives existing media an understandable framework. It supports selective exploration of professional work and illustrates an approach to documentation portals or project libraries with different release requirements.

Could this approach work for your project?

Would you like to organise projects, media or company history? We can define content structure, sources and permissions, then build the appropriate access routes.

Further insights

Visit project website

Explore the project online →

Arrange an initial conversation →

25 / OWN PROJECTS & PRODUCTS

REGISTER · Events and Personal Conversations

The right conversation starts with the right choice.

View online

PROJECT PROFILE

REGISTER brings live webinars, in-person meetings and individual conversations into one public starting point. Dates, explanations and frequently asked questions support selection. My portal project shows how different interaction formats can be presented as clear, distinct contact routes.

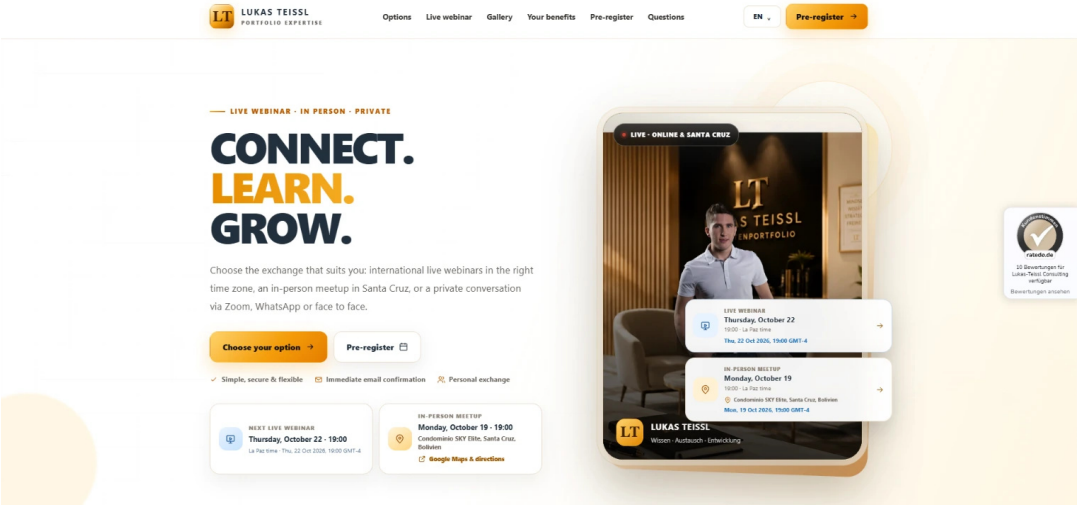

Desktop view · Supplied project screenshot · Original language: EN. Source language: EN.

AREAS OF WORK

Event overview · Conversation routes · User guidance

Project overview

The website is intended for people who want to choose an appropriate conversation format rather than only read content. Its public pages introduce live webinars, local meetings and private discussions. Event listings, explanations, frequently asked questions and links to individual contact are presented together.

Task & objectives

Different formats and dates need to be explained so visitors can identify the right next step.

My project involvement

I use REGISTER as my own platform for events and personal conversation routes. This reference focuses on public format and schedule presentation. Personal participant details and non-public event content remain protected.

Features that support everyday work.

Three formats

Webinars, in-person meetups and individual discussions are clearly differentiated.

Date guidance

A public overview leads to the available live sessions.

Questions answered

Explanations and frequently asked questions support the choice of format.

Design & user experience

The website introduces formats before leading to dates and personal arrangements. This keeps different reasons for contact distinct.

Value of the solution

Prospects can choose a suitable format before taking its next step. The structure connects orientation with contact rather than forcing every offering into one undifferentiated enquiry route.

Could this approach work for your project?

Do you offer webinars, events and personal appointments? We can organise the formats so that prospects quickly understand the right route.

Further insights

Visit project website

Explore the project online →

Arrange an initial conversation →

26 / OWN PROJECTS & PRODUCTS

Lukas Teissl Demo

Understand the software before the project starts.

View online

DOCUMENTED CONTRIBUTION

My demo portal makes custom applications and presentations understandable through one starting point. Instead of an unexplained list of links, prospects receive context and the appropriate access route. “What is possible?” becomes a concrete basis for a development discussion.

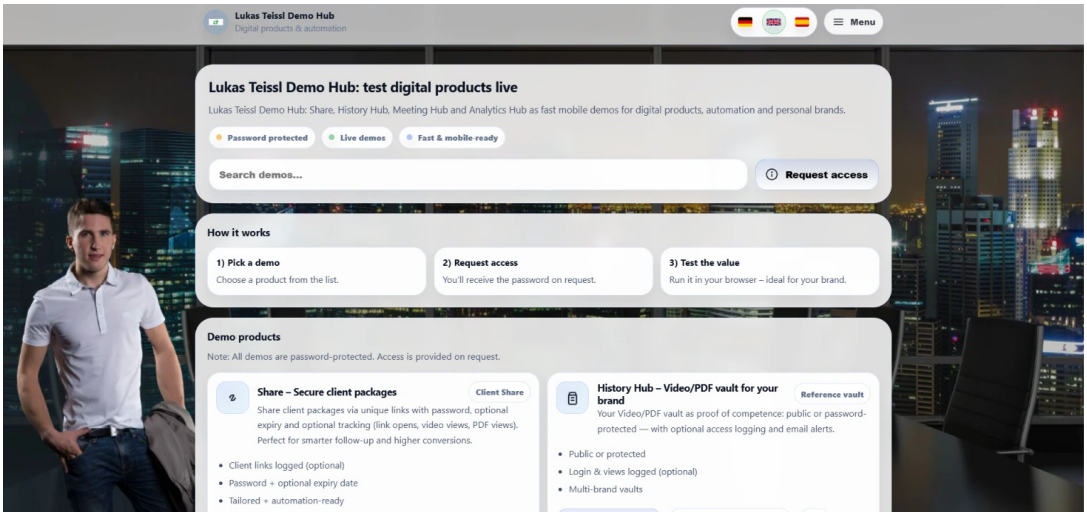

Desktop view · Supplied project screenshot · Original language: EN. Source language: EN.

AREAS OF WORK

Concept · Web development · User experience

Project overview

The public entry point introduces different demonstration areas and connects them with relevant views. These include presentation and project materials and selected application examples. Where access is required, it remains separate. The portal provides orientation between reading about a solution and exploring a specific example.

Task & objectives

An application is easier to assess when its purpose is explained before opening it. The task is therefore more than linking: what does an example show, which workflow does it address and how is access provided?

My contribution

I built the portal as a central introduction to my digital solutions. My contribution combines curation, explanatory user guidance and links to relevant demonstrations. Individual applications remain separate projects; the portal helps clarify their differences and intended uses.

Features that support everyday work.

Curated introductions

Examples include context rather than appearing as a bare list of addresses.

Appropriate access paths

Public information and protected content remain distinguishable.

From example to discussion

A demonstrated workflow provides a concrete starting point for a project enquiry.

Design & user experience

The interface begins with what a visitor wants to understand. Selection matters more than an exhaustive technical list. Explanations stay with their links, so that a visitor has meaningful context before moving to another application.

Value of the solution

Practical examples make it easier to discuss a future system. The portal connects an idea's description with a tangible view and supports requirements discussions grounded in actual use cases.

Could this approach work for your project?

Do you have an idea but not yet a complete specification? Choose a relevant example, and we can translate your use case into an initial development plan.

A closer look at the project

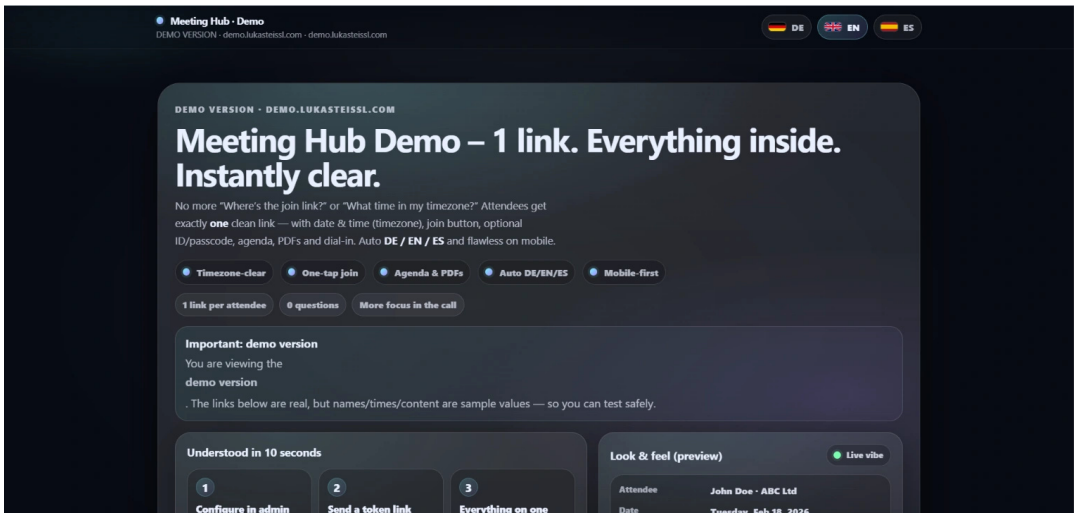

Desktop view · Supplied project screenshot · Original language: EN. Source language: EN.

Further insights

Visit project website

Explore the project online →

Arrange an initial conversation →

27 / OWN PROJECTS & PRODUCTS

GO · Financial Education Portal

Make knowledge accessible without losing its context.

View online

PROJECT PROFILE

GO brings my books, presentations and educational offerings into a dedicated topic portal. The introduction leads from basic questions to relevant learning formats. It demonstrates how I structure extensive content into an understandable starting point rather than a collection of links.

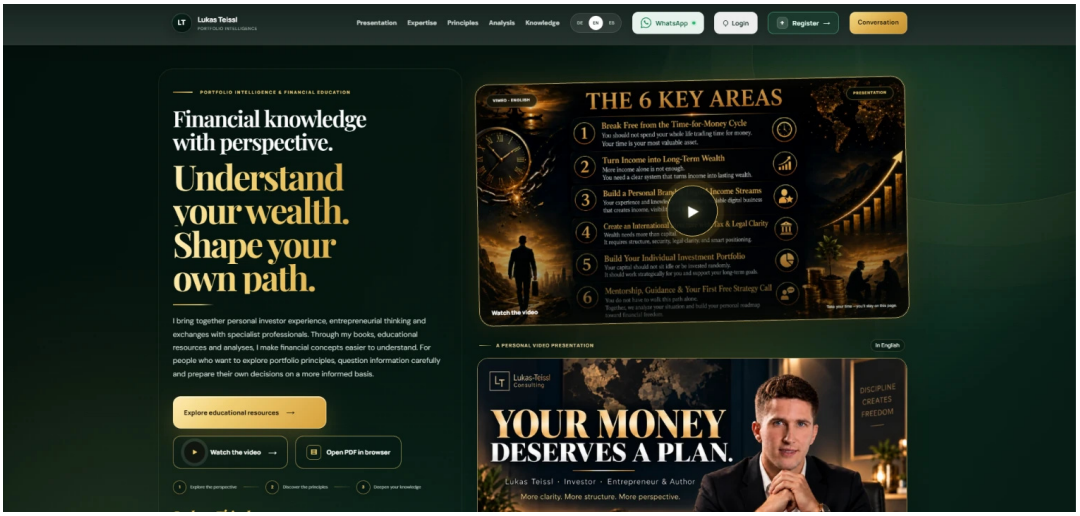

Desktop view · Supplied project screenshot · Original language: EN. Source language: EN.

AREAS OF WORK

Educational content · Presentation · Offering overview

Project overview

The portal is intended for visitors seeking an initial overview of my financial education and portfolio fundamentals content. Presentations, books, the Academy and personal perspectives are brought into a shared context. It also distinguishes my educational offering from complementary specialist perspectives in my network.

Task & objectives

Different educational formats need a common entry point that does not require extensive prior knowledge.

My project involvement

I use GO as my own gateway to educational content, books and presentations. This reference focuses on content organisation and the connections between different routes to deeper understanding. It presents knowledge and personal perspectives, not a trading platform I developed.

Features that support everyday work.

Different learning formats

Presentations, books and courses offer different ways into the topic.

Thematic structure

Portfolio fundamentals are presented as connected subjects.

Clear contact options

Public content remains distinct from personal discussion.

Design & user experience

The journey starts with understandable questions and leads to deeper material and sources. This helps visitors choose a suitable format.

Value of the solution

A shared starting point makes it easier to choose between a presentation, book, course or conversation. The financial topics are presented as education, not individual investment advice.

Could this approach work for your project?

Would you like to bring expertise or several content formats together? We can develop a clear topic structure and user journey around them.

Further insights

Visit project website

Explore the project online →

Arrange an initial conversation →

28 / OWN PROJECTS & PRODUCTS

Lion CyberSecure

Make technical services understandable to decision-makers.

View online

PROJECT PROFILE

Lion CyberSecure separates security review, analysis and support into distinct service areas. This company reference adds technical service communication to my portfolio: prospects should understand the approach, responsibilities and suitable enquiry route.



Desktop view · Supplied project screenshot · Original language: EN. Source language: EN.

AREAS OF WORK

Service website · Technical topics · Enquiry journey

Project overview

The website addresses companies seeking information about IT security reviews and related services. Its sections cover approach, analysis, recurring reviews and further services. These subjects are presented as a public service offering, not an audit conducted as part of this reference.

Task & objectives

Organise a technically complex offering into understandable areas and contact routes.

My project involvement

My connection lies in the business and technical environment of this security website. The reference explains the visible service structure and stated review approach. It is neither a completed client audit nor evidence that I personally performed every advertised security service.

Project context

Company reference: my project association is distinct from sole authorship of the entire present-day website.

Features that support everyday work.

Service areas

Review, analysis and support are treated as distinct subjects.

Approach

The public page explains the intended review process.

Enquiry route

Further services are connected with contact options.

Design & user experience

Grouping by service type makes a technical subject easier to approach without replacing an individual consultation.

Value of the solution

Clear service structure supports a well-prepared technical enquiry. It illustrates how technical topics can be communicated without blanket security guarantees.

Could this approach work for your project?

Do you offer technical or security-related services? We can structure your website so that decision-makers understand the offering and next clarification step.

Further insights

Visit project website

Explore the project online →

Arrange an initial conversation →

29 / OWN PROJECTS & PRODUCTS

Lion StartUp

Make business-formation information understandable.

View online

PROJECT PROFILE

Lion StartUp organises topics around business ideas, company formation and international structures. It shows a service website that connects general explanation with personal clarification. The portfolio focuses on information structure, not professional formation or legal advice.

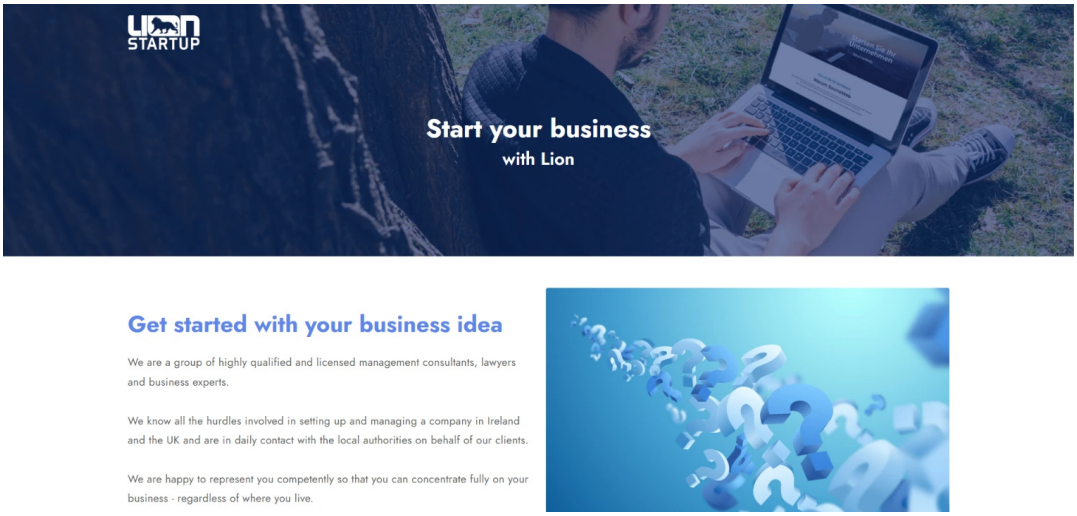

Desktop view · Supplied project screenshot · Original language: EN. Source language: EN.

AREAS OF WORK

Service presentation · Company information · Contact route

Project overview

The public website addresses people with a business idea and questions about company structure. Ireland and the United Kingdom are specifically mentioned. Its information connects formation topics with ongoing business support. This reference does not assess individual advisory engagements or legal qualifications.

Task & objectives

Explain complex formation topics and provide a route to individual clarification.

My project involvement

My business and technical connection provide the context for this reference. I present its visible topic structure and contact routes. Listed services and country references remain distinct from personal advisory qualifications or individual engagements.

Project context

Company reference: my project association is distinct from sole authorship of the entire present-day website.

Features that support everyday work.

Topic introduction

The website starts with business ideas and company formation.

International context

Named countries and circumstances frame the offering.

Personal clarification

Contact links complement the general information.

Design & user experience

The structure moves from the general enquiry to further information and conversation.

Value of the solution

A structured introduction can make extensive business-formation topics accessible. It separates general orientation from questions that require case-specific clarification.

Could this approach work for your project?

Would you like to explain complex advisory services clearly? We can develop a website that provides orientation and leads to the appropriate professional discussion.

Further insights

Visit project website

Explore the project online →

Arrange an initial conversation →

30 / OWN PROJECTS & PRODUCTS

Central · Client Portal

Client orientation starts before sign-in.

View online

PROJECT PROFILE

Central is the client-facing portal entrance from my business environment. Multilingual navigation, information and further links distinguish it from the general company website. It shows how a dedicated client area can be explained clearly even before authentication.

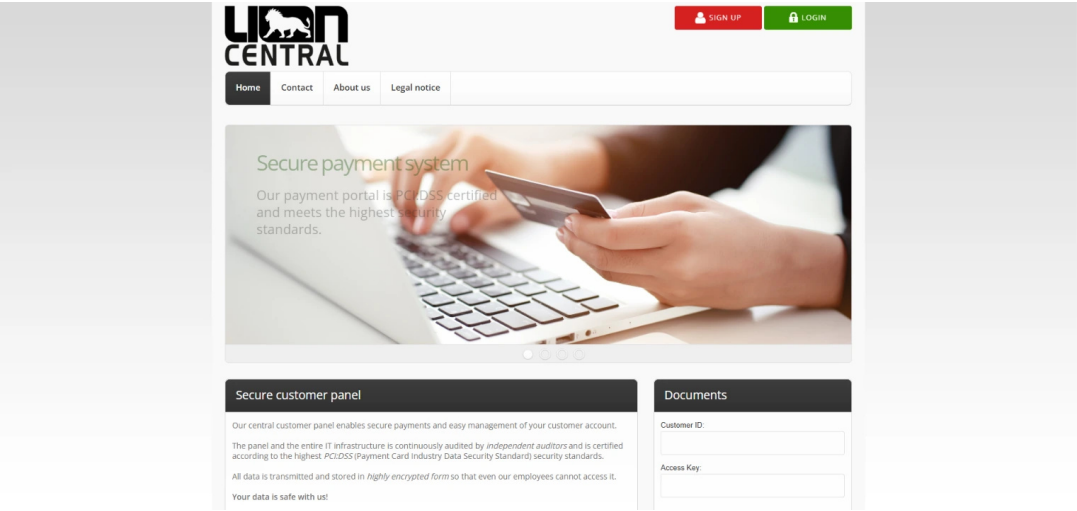

Desktop view · Supplied project screenshot · Original language: EN. Source language: EN.

AREAS OF WORK

Client portal · Language routes · Information links

Project overview

A client portal serves a different purpose from a general corporate website. Central brings access and supporting information under a dedicated address. Public navigation contains several languages and client-related links. No additional statements about personal account functionality are made without inspecting those areas.

Task & objectives

Provide a client-oriented entrance and separate public information from individual account content.

My project involvement

My project connection lies in the business and technical context of the client portal. Here I present public access and the visible information structure. Personal accounts and internal modules remain separate from this view.

Project context

Company reference: my project association is distinct from sole authorship of the entire present-day website.

Features that support everyday work.

Dedicated portal

Central is identifiable as a client-oriented destination.

Multilingual navigation

DE, EN and ES are available as public language routes.

Supporting links

Payment-method and client-context information support orientation.

Design & user experience

Supporting information accompanies the entry point, offering context before sign-in without claiming internal account functionality.

Value of the solution

A dedicated starting point can guide clients to the information intended for them. Central illustrates this audience-based separation without assuming the functionality of personal accounts.

Could this approach work for your project?

Would you like a clearer route for clients than your general website? We can discuss portal access and information that helps before sign-in.

Explore the project online →

Arrange an initial conversation →

31 / CLIENT PROJECTS

Diana Tovar · Website and Appointment Journey

A personal website. A carefully integrated contact route.

View online

DOCUMENTED CONTRIBUTION

For Diana Tovar, I connected website development, multilingual content, appointment integration and email communication. The project shows that my work does not stop at an attractive homepage: navigation, calls to action, email templates and redirects all belong to the complete visitor journey.



Desktop view · Supplied project screenshot · Original language: ES. Source language: ES.

AREAS OF WORK

Website development · Appointment integration · Email templates

Project overview

The public website explains Diana’s offering and guides visitors to information about her background, approach and appointments. For a personal service website, trust and understandable interaction are equally important. The site should answer initial questions and offer an appropriate next step without exposing sensitive conversation content.

Task & objectives

Personal content, language options, appointment links and reliable contact information needed to form a connected visitor journey.

My contribution

I developed and maintained the website, worked on German, English and Spanish content, and integrated the Calendly booking route through navigation and calls to action. SMTP configuration, email templates, redirects and search metadata complement my technical contribution. Design and integration are treated as one connected task.

Features that support everyday work.

Appointment orientation

Navigation and relevant content links lead to appointment arrangements.

Multilingual content

DE, EN and ES versions form part of the documented work.

Email communication

Templates and delivery configuration complement the enquiry and confirmation journey.

Design & user experience

The structure connects a personal introduction with clear content sections and a recognisable appointment route. Mobile interaction and legible contact links formed part of the adjustments. Some current content may have changed since the documented work.

Value of the solution

The service website gains a clear route from personal introduction to appointment. The work connects the website, external booking and supporting communication. Professional counselling services or health outcomes are outside this technical reference.

Could this approach work for your project?

Should your website do more than inform and lead to relevant enquiries? We can connect content, appointments and responses into a coherent process.

Further insights

Visit project website

Explore the project online →

Arrange an initial conversation →

32 / CLIENT PROJECTS

JESS Trinkkultur · Form and Process Integration

A targeted extension that respects the existing shop.

View online

DOCUMENTED CONTRIBUTION

For JESS Trinkkultur, I implemented an electronic cancellation request process with a form, PHP handling and email responses. An important detail: the extension was integrated into an existing shop and moved into its own flow when a checkout conflict emerged.

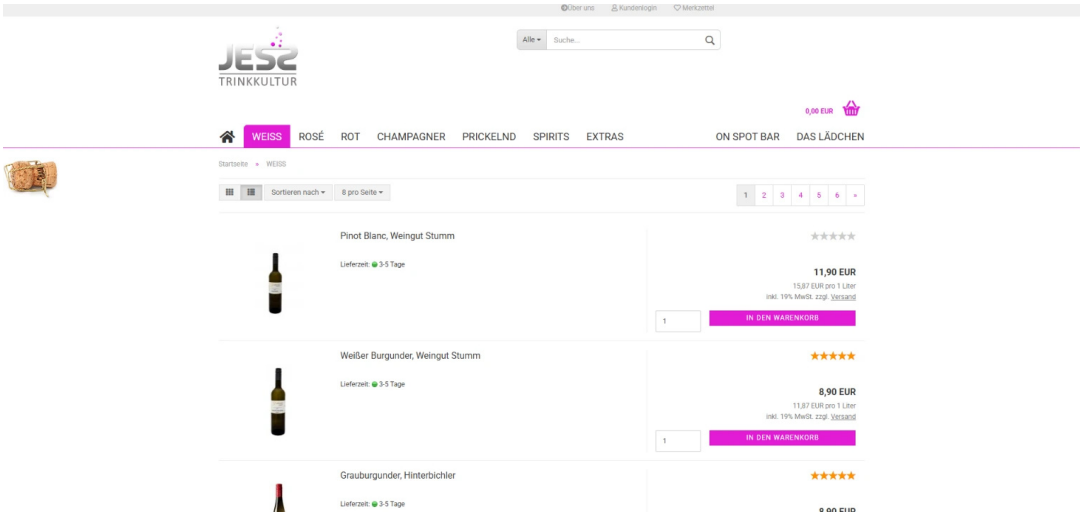

Desktop view · Supplied project screenshot · Original language: DE. Shop view for context. My reference concerns form and process integration, not development of the entire shop. Source language: DE.

AREAS OF WORK

Form integration · PHP and email · Gambio adjustments

Project overview

An additional form process needed to fit cleanly into an existing Gambio shop. Beyond the form itself, feedback, delivery and integration into existing pages formed part of the project. Separating it from the checkout was particularly important so the additional form did not interfere with the order journey.

Task & objectives

Add a dedicated electronic withdrawal route while respecting the existing checkout flow.

My contribution

I revised the form, success page and PHP processing, and integrated email templates and delivery configuration through jess-trinkkultur.com. To address the checkout conflict, I moved the form onto its own page and kept a link in checkout, avoiding nested forms. Domain and hosting work complemented the implementation.

Features that support everyday work.

Independent form

A separate process avoids mixing with the order form.

Delivery and feedback

PHP handling, email communication and success/error routes form a connected workflow.

Focused shop integration

A lightweight link connects the extension without rebuilding checkout.

Design & user experience

The interface was adapted responsively to the existing shop. A separate form page was a functional decision: the checkout and an additional form should not be nested inside one another.

Value of the solution

The project demonstrates practical integration: add a function, account for interactions with the existing system and complete the flow with success and error handling. My work concerns this extension, not the development of the entire shop or legal review.

Could this approach work for your project?

Would you like to extend an existing shop with forms, processes or email flows? We can examine the integration carefully rather than rushing into a complete rebuild.

Further insights

Visit project website

Explore the project online →

Arrange an initial conversation →

33 / OWN PROJECTS & PRODUCTS

Teissl Domain Catalogue

A catalogue that connects discovery with a specific enquiry.

View online

DOCUMENTED CONTRIBUTION

I developed a public domain catalogue with search, sorting, detail views and item-specific enquiry routes. It demonstrates a transferable principle of custom web applications: do more than list offers; connect comparison, navigation and the next contact step.

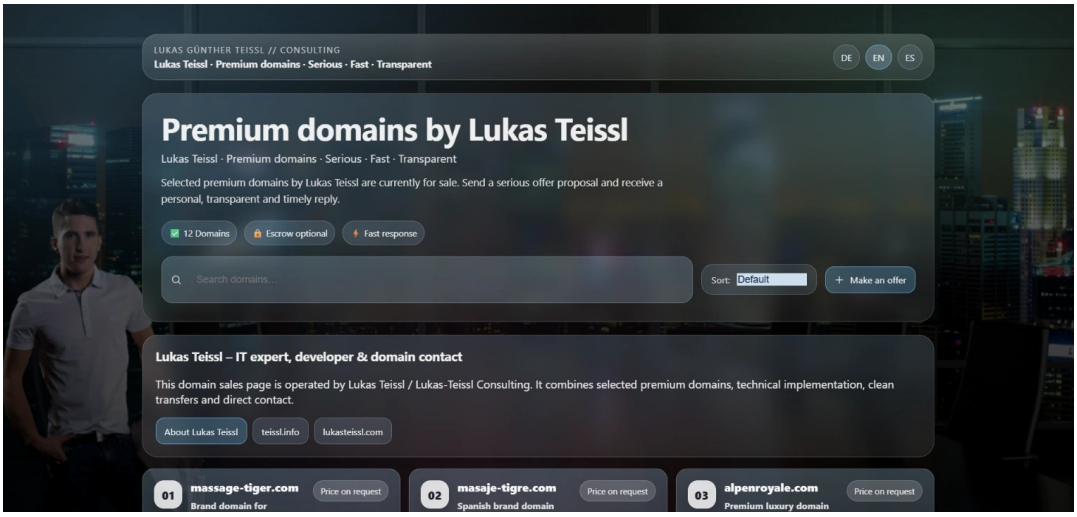

Desktop view · Supplied project screenshot · Original language: EN. Source language: EN.

AREAS OF WORK

Concept · Web development · User experience

Project overview

The public catalogue presents selected domain offers. Visitors can search and sort the listing, view further information about an address and begin a relevant enquiry. This case study focuses on the digital catalogue functionality. Current availability and conditions need to be clarified in the specific offer process.

Task & objectives

A bare address list offers little help when visitors need to narrow a topic or ask a question. The task is to connect search, detailed review and enquiry. When moving to the contact form, the relationship to the selected domain should remain intact.

My contribution

My consulting business is credited as the catalogue's developer. The scope includes search and sorting, individual offer pages and enquiries linked to the selected domain. Overview and detail views serve different purposes and work together throughout the process.

Features that support everyday work.

Search and sort

The available catalogue functions help narrow the listing.

Detail views

Each address receives its own information context.

Contextual enquiry

The contact path retains the connection to the selected offer.

Design & user experience

The structure follows a simple sequence: discover, review, enquire. Clear titles and dependable links between list and detail are central. On mobile devices, long domain names should remain readable and relevant actions accessible.

Value of the solution

Visitors can narrow down offers, examine them individually and start a related enquiry. This connection between catalogue and contact is useful for many directories. Availability and terms remain subject to the relevant offer process.

Could this approach work for your project?

Do you need a product, service or offer catalogue with targeted enquiries? We can design the route from search criteria to a specific conversation.

Further insights

Visit project website

Explore the project online →

Arrange an initial conversation →

34 / OWN PROJECTS & PRODUCTS

Meeting · Personal Meeting Links

Personal meeting context. A clear starting point.

View online

PROJECT PROFILE

My meeting project connects two addresses to personalised meeting information. The interface explains when a personal link is required and supports German, English and Spanish. Even a general page visit remains understandable without exposing private appointment details.

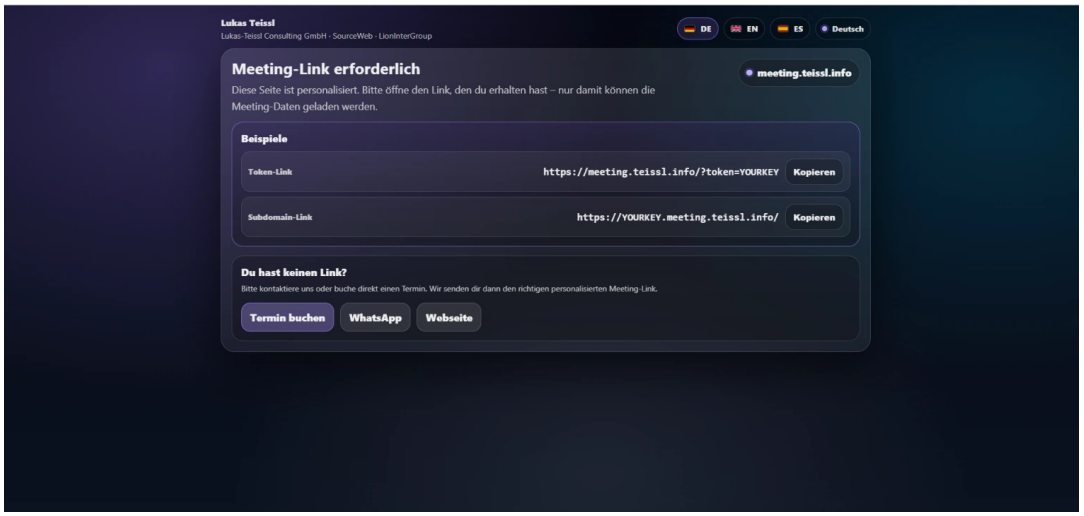

Desktop view · Supplied project screenshot · Original language: DE. Public entry without a personal meeting link; no confidential appointment details. Source language: DE.

AREAS OF WORK

Personalised access · Multilingual interface · Communication

Project overview

A personal meeting link should open the relevant context without publishing appointment details on a general landing page. The public Meeting page therefore distinguishes between a general visit and personalised access. German, English and Spanish are available as interface languages. meeting.lukasteissl.com redirects to meeting.teissl.info; this portfolio deliberately treats them as one reference.

Task & objectives

Meeting details should be accessible in the right recipient context while the general entry point remains understandable.

My project involvement

I treat both meeting addresses as one communication project. The focus is the public entry page, multilingual guidance and explanation of personal access. Actual invitation tokens and confidential meeting information are not part of the public reference.

Features that support everyday work.

Personal link

The public page explains the prerequisite for individual meeting context.

Three languages

DE, EN and ES support international visitors.

Shared destination

Both domains remain discoverable without counting the same application twice.

Design & user experience

Instead of an empty or confusing error screen, the page explains the next step: open the personal link that was received.

Value of the solution

The page explains an access requirement rather than leaving visitors in an empty area. Both domains remain associated with one project.

Could this approach work for your project?

Do you need personal invitation, meeting or release links? We can discuss the intended access and a helpful page for visitors without the appropriate link.

Explore the project online →

Arrange an initial conversation →

35 / OWN PROJECTS & PRODUCTS

Remote Support · AnyDesk Guide

Technical support starts with clear preparation.

View online

PROJECT PROFILE

My remote-support page explains how to prepare an AnyDesk session on computers and mobile devices. Instructions, a checklist, security guidance and contact routes work together. It demonstrates how I make technical communication understandable and organise the start of personal support.

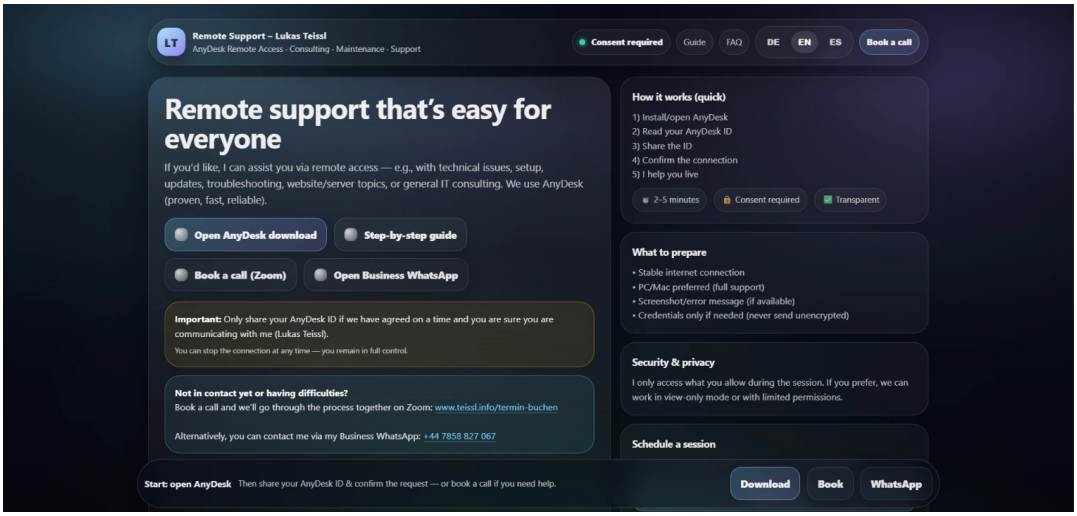

Desktop view · Supplied project screenshot · Original language: EN. Source language: EN.

AREAS OF WORK

Technical guidance · Support entry point · Contact journey

Project overview

Remote assistance often begins with preparing a connection rather than solving the underlying problem. My public guide covers PCs and Macs as well as mobile devices. It explains requirements, the process and the information needed before an appointment. Safety guidance and frequently asked questions provide further practical orientation.

Task & objectives

A technical support route should be understandable to less experienced users and help avoid unnecessary questions before the session.

My project involvement

I provide device-specific instructions and the personal support entry point. My contribution is the technical explanation and preparation process. AnyDesk is a third-party product; this reference concerns the accompanying information and service journey.

Features that support everyday work.

Device-specific instructions

Computer and smartphone steps are explained separately.

Preparation checklist

The necessary information can be gathered before the discussion.

Contact and appointments

Personal coordination complements the self-help information.

Design & user experience

Short instructions, subheadings and a checklist turn technical prerequisites into practical actions.

Value of the solution

Clear preparation helps establish requirements before a support appointment. Different devices receive appropriate guidance rather than directing every user through the same technical sequence.

Could this approach work for your project?

Do your customers need help preparing for technical support? We can discuss a service or help portal that connects clear steps with suitable contact routes.

Further insights

Visit project website

Explore the project online →

Arrange an initial conversation →

36 / OWN PROJECTS & PRODUCTS

AndiHood · IT Services

IT services with a clear project focus.

View online

PROJECT PROFILE

AndiHood IT Services presents software, infrastructure and integrations as a professional offering. Agreed scope, scheduling and digital deliverables take centre stage. This company reference shows a service presentation that leads prospects from general capabilities to a specific project enquiry.

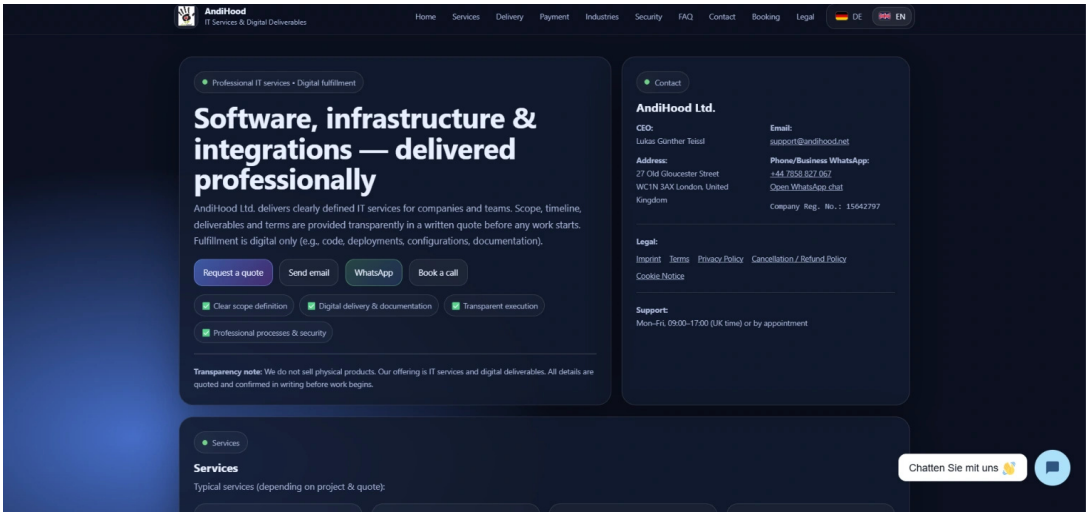

Desktop view · Supplied project screenshot · Original language: EN. Source language: EN.

AREAS OF WORK

IT service website · Enquiry process · Digital deliverables

Project overview

The public website describes professional IT services for companies and teams. It explains written scope, timelines and digital deliverables, orienting the page toward a concrete project enquiry. Despite the shared brand, its purpose and content differ from andihood.com, which currently announces a video platform in development.

Task & objectives

Connect a broad IT service offering with clear scope and an understandable enquiry process.

My project involvement

I associate the IT service presence with my business and technical environment. The focus is its service structure and publicly explained project route. AndiHood.net remains clearly distinguished from the video platform presented at AndiHood.com.

Project context

Company reference: my project association is distinct from sole authorship of the entire present-day website.

Features that support everyday work.

Service areas

Software, infrastructure and integrations appear as distinct subjects.

Project journey

Enquiry, written quotation and agreed delivery are explained.

Clear domain role

The service website is not confused with the video platform.

Design & user experience

The presentation connects technical subjects with deliverables and next steps.

Value of the solution

Clear descriptions of scope and collaboration support a well-prepared enquiry. This reference concerns the company presence, not sole authorship of every subsequent client project.

Could this approach work for your project?

Would you like to make your IT or service offering more concrete? We can connect service areas, process and contact so that prospects can ask about a specific task.

Further insights

Visit project website

Explore the project online →

Arrange an initial conversation →

37 / OWN PROJECTS & PRODUCTS

SourceWeb · Company History

Connect technology with business responsibility.

View online

PROJECT PROFILE

Building SourceWeb is part of my professional background. Business, technical and operational responsibility came together in that work. This historical company reference adds a perspective to the individual development examples: thinking about software within an actual business operation.

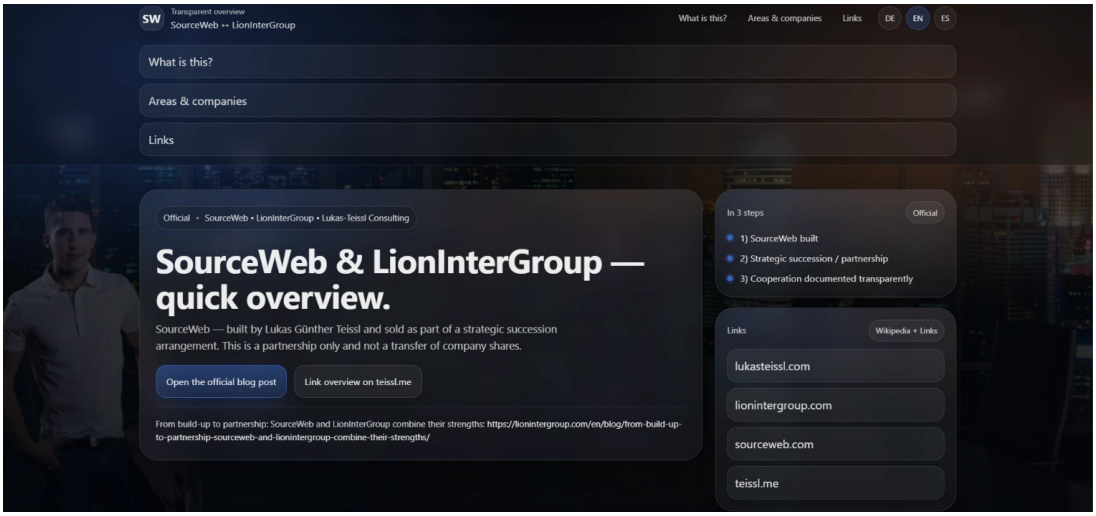

Desktop view · Supplied project screenshot · Original language: EN. Source language: EN.

AREAS OF WORK

Company building · Technology context · Historical evidence

Project overview

SourceWeb is part of my entrepreneurial background. Building the business, technical work and operational responsibility provide the historical context of this reference. My public PROOF portal links to related sources and supporting materials. The presentation distinguishes my earlier work from the current use of the brand; current ownership or transaction details are not assessed here.

Task & objectives

Show long-term company and project history without mixing historical and current responsibilities.

My project involvement

I built SourceWeb and took on business, technical and operational responsibility. My PROOF portal and the linked historical sources provide context. This relates to my work at that time, not blanket responsibility for every current offering under the brand.

Project context

Company reference: my project association is distinct from sole authorship of the entire present-day website.

Features that support everyday work.

Company-building history

Public sources document my entrepreneurial context.

Further publications

Linked articles add chronological and organisational perspective.

Historical media

The History portal provides a separate route to further material.

Design & user experience

A concise current overview links to deeper sources, keeping the presentation traceable without exposing entire archives.

Value of the solution

The reference makes my business background traceable. It complements technical projects with experience of responsibility, organisation and operations without presenting current brand services as my own work.

Could this approach work for your project?

Are you looking for a programmer who also considers business processes? Let us discuss your technical requirements within the context of how the business actually works.

Further insights

Visit project website

Explore the project online →

Arrange an initial conversation →

38 / CLIENT PROJECTS

Tania Radermacher · Digital Service Website

Give a versatile offering a clear structure.

View online

PROJECT PROFILE

Tania Radermacher's service website connects digital programmes, content, consulting and organisational offerings. This client reference shows clear separation by service and audience, helping visitors orient themselves before making a relevant enquiry.

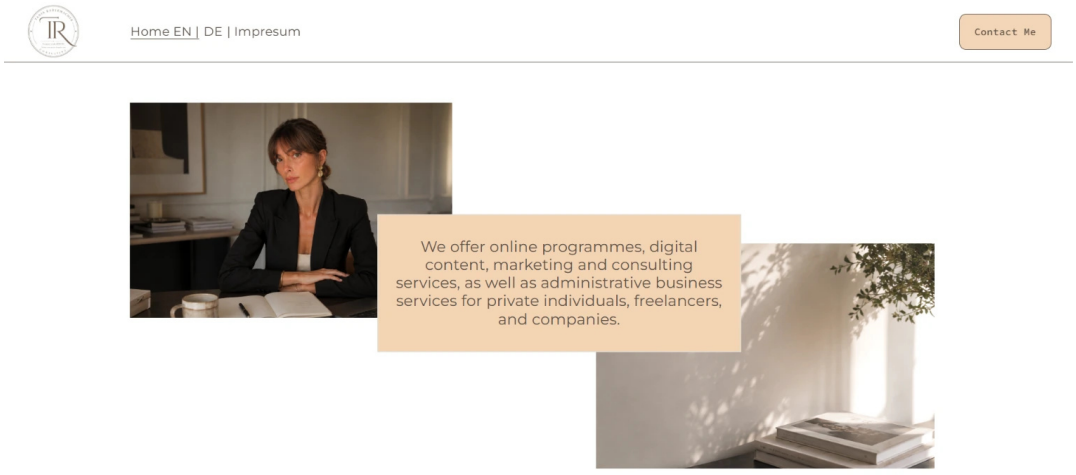

Desktop view · Supplied project screenshot · Original language: EN. Source language: EN.

AREAS OF WORK

Client context · Service information · Contact structure

Project overview

The public page organises content by services, audiences and digital delivery. It explains educational content, marketing support and organisational services, among other areas. A contact section connects general information with personal enquiries. Descriptions of possible offerings do not themselves prove implemented booking or sales functionality.

Task & objectives

Present a varied personal offering so visitors can distinguish services and the appropriate enquiry route.

My project involvement

I present Tania Radermacher as a client reference and show the associated website. The focus is the visible offering structure and contact orientation. Our collaboration is distinct from sole authorship of all current content and platform functions.

Project context

This reference identifies the client and project relationship. The current external website should not automatically be understood as my complete original implementation.

Features that support everyday work.

Service structure

Digital content, consulting and organisational subjects are described separately.

Audience context

The page explains whom the different offerings address.

Contact orientation

A dedicated section explains how to make a personal enquiry.

Design & user experience

Separating services from audiences supports understanding of a broad offering.

Value of the solution

Clear structure supports communication of a versatile personal offering. The reference shows this service context without claiming professional outcomes or specific sales results.

Could this approach work for your project?

Are your services diverse but difficult to understand online? We can organise offerings and audiences and make the next step clear for prospects.

Further insights

Visit project website

Explore the project online →

Arrange an initial conversation →

39 / CLIENT PROJECTS

Flo Orley · Recovery and Technical Support

Bring an existing application back into operation.

View online

DOCUMENTED CONTRIBUTION

For Flo Orley, I restored an existing Contao website after PHP and compatibility problems. Domain administration and an ownership transfer complemented the work. The project demonstrates my ability to work within existing systems and resolve specific technical issues.

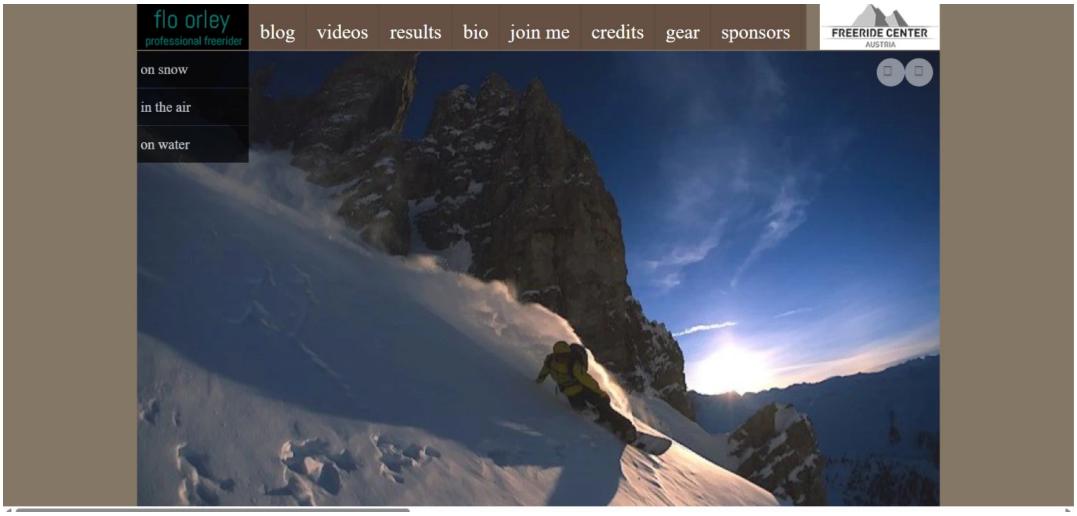

Desktop view · Supplied project screenshot · Original language: EN. Source language: EN.

AREAS OF WORK

Website recovery · Contao/PHP context · Domain support

Project overview

The freerider's public website combines sport, personal projects and blog content. It already had an established information structure. The documented assignment was not a completely new website, but recovery following technical compatibility problems. Preserving existing content and routes mattered.

Task & objectives

An unavailable legacy website needed to work again without replacing its existing history and content with a blanket rebuild.

My contribution

I worked on the interaction between the existing Contao application and its PHP environment, restoring operation. Domain administration and an ownership transfer were also documented tasks. My contribution was targeted technical recovery and maintenance, not the website's complete original design.

Features that support everyday work.

Preserve the existing site

Existing content and subject areas remain the basis of the technical work.

Address compatibility

The documented assignment concerned the interaction between the application and its PHP environment.

Domain support

Organisational domain tasks were also part of the project context.

Design & user experience

Recovering a legacy site is about retaining familiar routes, not just creating a different appearance. The current site includes snow, water, air and blog areas; this reference does not claim authorship of their editorial content.

Value of the solution

The work highlights an important part of development: preserving existing systems, checking dependencies and addressing compatibility issues so that the application remains usable. Later changes to the live website are separate from that scope.

Could this approach work for your project?

Has your existing website developed problems after an update? Describe the symptoms and technical environment, and we can discuss a targeted investigation rather than an immediate rebuild.

Further insights

Visit project website

Explore the project online →

Arrange an initial conversation →

40 / CLIENT PROJECTS

Freeride Center Austria

Sports offerings with a personal and local context.

View online

PROJECT PROFILE

Freeride Center Austria presents its team, camps, courses and locations. The reference adds an existing sports website with a documented domain and maintenance connection to my client portfolio. The focus is the site and its offerings, not delivery of the sporting activities.

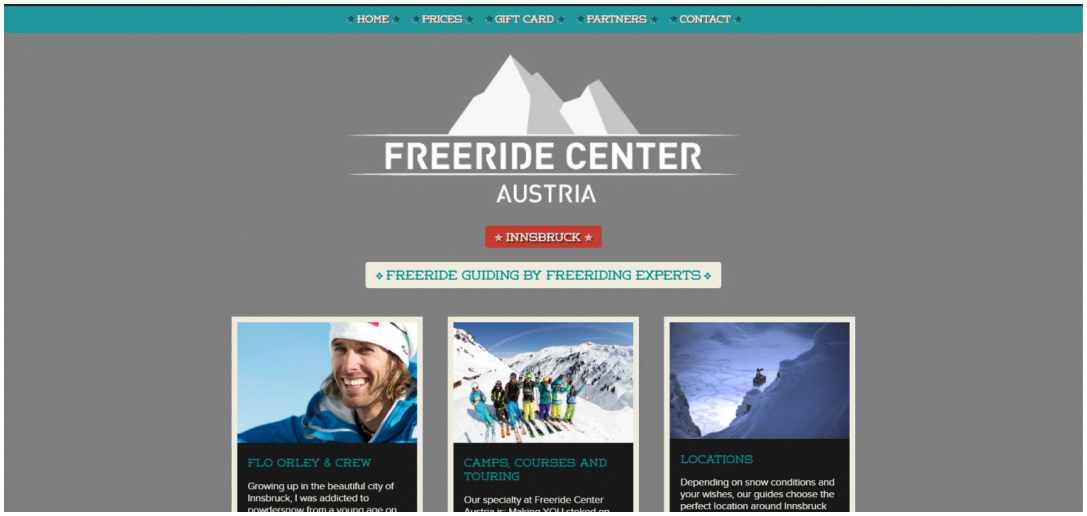

Desktop view · Supplied project screenshot · Original language: EN. Source language: EN.

AREAS OF WORK

Client relationship · Domain portfolio · Sports website

Project overview

The public website relates to the freeride offering around Flo Orley and his team. It provides separate content areas for camps, courses, touring and locations. As an established website, it has its own technical and editorial history. Technical warnings were observed during the current review, so a fault-free live state is not claimed.

Task & objectives

Identify an established sports offering within its existing website and support context.

My project involvement

The domain is part of my documented client and administration records. I show that maintenance connection through the public website. It does not imply a complete original rebuild or responsibility for every current content item.

Project context

Legacy reference. Technical warnings were present when the external website was retrieved.

Features that support everyday work.

Team introduction

The public website identifies the sporting team context.

Offering areas

Camps, courses and touring are recognisable topics.

Location context

A dedicated area provides geographical orientation.

Design & user experience

Topic separation supports orientation in an established sports website. Existing technical notices are not hidden for the reference.

Value of the solution

The site connects offerings, people and location. This is a client and existing-system reference, not a current technical acceptance test of the external website.

Could this approach work for your project?

Would you like to develop an existing sports or event website further? We can clarify its current state, responsibilities and sensible next technical steps.

Further insights

Visit project website

Explore the project online →

Arrange an initial conversation →

41 / CLIENT PROJECTS

Cestari & Gruber · Law Firm Website

Present a professional practice clearly and personally.

View online

PROJECT PROFILE

The Cestari & Gruber website connects the practice profile, availability and contact information. The documented domain records and SourceWeb credit place the site within my client and company environment. It adds a professional practice's digital presence to the portfolio.



Desktop view · Supplied project screenshot · Original language: DE. Source language: DE.

AREAS OF WORK

Law firm website · Domain context · Contact information

Project overview

Visitors to a law firm website first need to understand the organisation and how to contact it. The public site includes a firm introduction, contact options, office hours and supporting information. Its visible footer names SourceWeb. That company attribution complements the stated client reference but does not prove responsibility for every current function.

Task & objectives

Make essential firm and contact information clearly accessible.

My project involvement

My connection to Cestari & Gruber is client work in the domain and SourceWeb context. The public developer credit and documented association make that link traceable. It remains distinct from personal sole authorship of the entire current website.

Project context

This reference identifies the client and project relationship. The current external website should not automatically be understood as my complete original implementation.

Features that support everyday work.

Firm context

The organisation is introduced on a dedicated website.

Accessibility

Contact options and opening hours are brought together.

Company attribution

The visible SourceWeb reference preserves historical context.

Design & user experience

An understandable hierarchy and easy-to-find contact information are central to this type of website.

Value of the solution

The practice profile, contacts and availability provide a factual basis for first contact. The site illustrates the role of clear information and personal introduction for professional services.

Could this approach work for your project?

Would you like to present your practice or consultancy more clearly? We can discuss information hierarchy, named contacts and an appropriate enquiry route.

Further insights

Visit project website

Explore the project online →

Arrange an initial conversation →

42 / CLIENT PROJECTS

Hotel Lorenz · Accommodation Website

Present accommodation and surroundings as one experience.

View online

PROJECT PROFILE

Hotel Lorenz is a tourism-sector client reference. The website connects apartments, holiday accommodation and information about Gossensass. It shows how accommodation, related topics and contact can jointly support an enquiry about a stay.

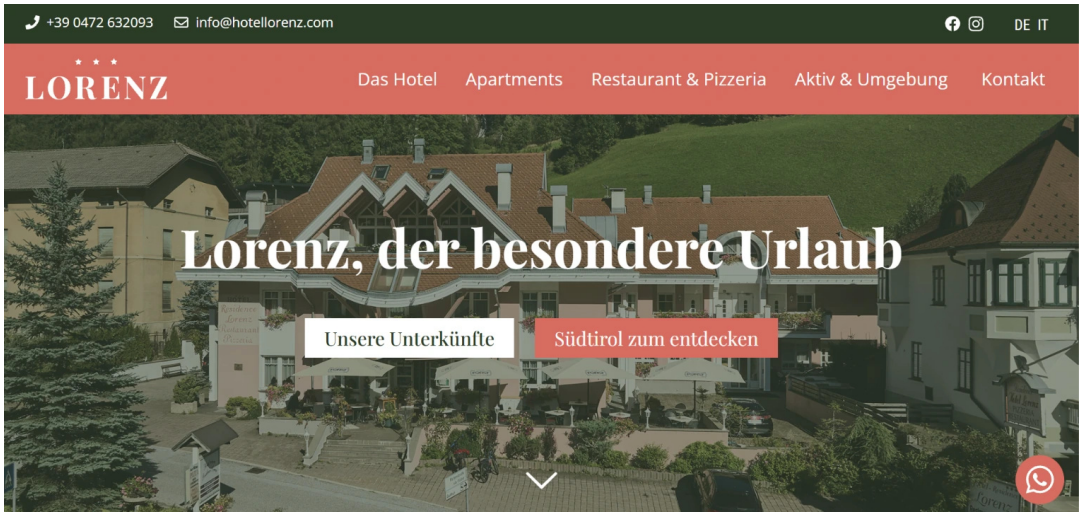

Desktop view · Supplied project screenshot · Original language: DE. Source language: DE.

AREAS OF WORK

Client context · Accommodation information · Tourism website

Project overview

An accommodation website connects practical information with a sense of place and stay. The current site explains the property, accommodation options, surroundings and dining. This reference describes that visible content without claiming real-time booking integration or personal creation of all current material.

Task & objectives

Provide orientation about accommodation and surroundings and identify the website within the client portfolio.

My project involvement

I present Hotel Lorenz as a client reference and show the associated accommodation website. The reference describes that project connection and the visible information structure. Current text, images or later changes are not automatically attributed to my original individual work.

Project context

This reference identifies the client and project relationship. The current external website should not automatically be understood as my complete original implementation.

Features that support everyday work.

Accommodation overview

The website presents different accommodation options.

Location context

Information about the surroundings places the property geographically.

Additional subjects

Dining and stay information broaden the introduction.

Design & user experience

The website connects topic areas with an introduction to the property. This profile is not an unchanged historical screenshot record.

Value of the solution

Accommodation is easier to understand when room information and location context work together. This example adds a tourism use case without claiming particular booking or occupancy figures.

Could this approach work for your project?

Would you like a stronger digital presentation for a hotel or accommodation? We can organise the offering, surroundings and enquiry route into one clear picture.

Further insights

Visit project website

Explore the project online →

Arrange an initial conversation →

43 / CLIENT PROJECTS

Villpederhof · Farm Holiday Website

Make a personal holiday offering clearly accessible.

View online

PROJECT PROFILE

Villpederhof connects farm holidays, a holiday apartment and the surroundings of Lüsen with a reservation route. This client reference is documented in my domain and project records. It adds a focused tourism website with a personal and regional context.

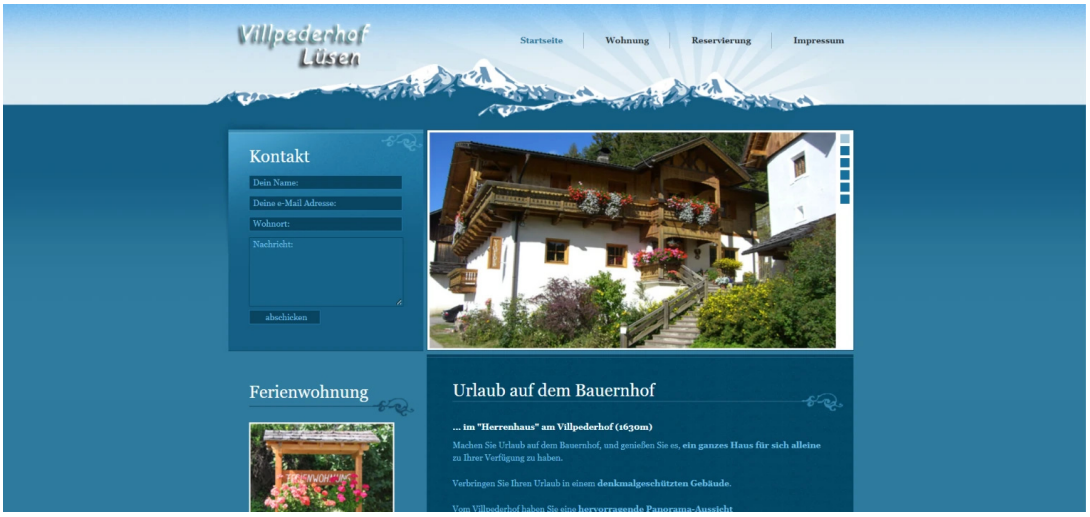

Desktop view · Supplied project screenshot · Original language: DE. Source language: DE.

AREAS OF WORK

Domain and client context · Accommodation page · Reservation information

Project overview

The website combines accommodation information with amenities, farm surroundings and excursion context. Visitors can move from the introduction to accommodation details and a reservation area. Separating these subjects is useful for a small tourism business: guests want to know what to expect and how to express interest.

Task & objectives

Collect accommodation information clearly and provide a route to a reservation enquiry.

My project involvement

Villpederhof belongs to my documented client and domain records. I present the associated website and maintenance connection. This is distinct from authorship of every current content item or a custom booking engine.

Project context

This reference identifies the client and project relationship. The current external website should not automatically be understood as my complete original implementation.

Features that support everyday work.

Accommodation information

A dedicated content area explains the property and amenities.

Surroundings

The farm and landscape give the offering personal and geographical context.

Reservation route

A named reservation area complements the public introduction.

Design & user experience

Navigation separates introduction, accommodation and enquiry, keeping key guest questions accessible.

Value of the solution

Accommodation, facilities and surroundings give prospects a shared basis for an enquiry. The reference shows the tourism website context without claiming booking numbers or percentage improvements.

Could this approach work for your project?

Do you rent out a holiday apartment or run a small tourism business? We can discuss a personal website with clear information and an appropriate enquiry route.

Further insights

Visit project website

Explore the project online →

Arrange an initial conversation →

44 / OWN PROJECTS & PRODUCTS

Lion InterGroup Informatics

An additional view into my business environment.

View online

PROJECT PROFILE

Lion InterGroup Informatics extends the personal portfolio with a company area and further references. It connects my project presentations with additional business-context evidence. Personal development contributions and company references remain deliberately distinguishable.



Desktop view · Supplied project screenshot · Original language: EN. Source language: EN.

AREAS OF WORK

Company references · IT context · Evidence structure

Project overview

My public Proof portal links to Informatics as a supplementary reference archive in the company context. This extends the picture beyond individual personal project pages. The portfolio therefore records the company area itself without deriving personal delivery claims from its entire client list.

Task & objectives

Connect personal references with further company evidence in a clear way.

My project involvement

I associate Informatics with my business and technical responsibility. My PROOF portal links to it as an additional reference archive. Naming that archive does not mean every client or engagement listed there was my personal development project.

Project context

Company reference: my project association is distinct from sole authorship of the entire present-day website.

Features that support everyday work.

Company link

A dedicated destination complements the personal portfolio.

Reference archive

The linked reference page is identified as an additional evidence route.

Clear attribution

Company references remain distinct from personal development contributions.

Design & user experience

The connection is an explicitly separate company reference, not an automatic import of other project cards.

Value of the solution

Prospects gain an additional evidence route and can explore the company context further. Relevant personal contributions and approved references can be discussed for a specific requirement.

Could this approach work for your project?

Would you like to understand my experience in relation to your project? Describe the task, and I can identify relevant examples and my contribution to them.

Further insights

Visit project website

Explore the project online →

Arrange an initial conversation →

45 / OWN PROJECTS & PRODUCTS

LionStay · Long-Term Stays and Location Enquiries

Connect spaces, locations and requirements.

View online

PROJECT PROFILE

LionStay presents apartments and office space for longer-term use. Location information and enquiry routes connect different requirements. This company reference shows an information-led presentation for offerings that require personal clarification first.



Desktop view · Supplied project screenshot · Original language: EN. Source language: EN.

AREAS OF WORK

Location presentation · Usage types · Enquiry process

Project overview

The public website addresses companies, international professionals and people with longer-term space requirements. Separate pages explain accommodation types, locations and background. A contact page with an enquiry area leads to personal clarification. This reference does not claim real-time inventory available for immediate booking.

Task & objectives

Explain long-term accommodation or office requirements before individual coordination.

My project involvement

I associate LionStay with my business and technical environment. The reference describes visible use types, location information and contact structure. It does not imply real-time bookable inventory or a booking engine I developed.

Project context

Company reference: my project association is distinct from sole authorship of the entire present-day website.

Features that support everyday work.

Usage types

Apartments, accommodation and offices are explained in context.

Location information

Paraguay and Ireland give enquiries a geographical frame.

Contact route

A dedicated enquiry area connects interest with personal clarification.

Design & user experience

The structure prioritises suitability, location and enquiry rather than anonymous instant booking.

Value of the solution

The presentation helps visitors identify use type and location before enquiring. General information leads to personal needs clarification rather than presenting unverified availability as confirmed inventory.

Could this approach work for your project?

Would you like to present location-based offerings or spaces digitally? We can plan a clear information structure and an enquiry route capturing relevant requirements.

Further insights

Visit project website

Explore the project online →

Arrange an initial conversation →

46 / OWN PROJECTS & PRODUCTS

AItech Webinar Hub

Make international webinars easier to navigate.

View online

DOCUMENTED CONTRIBUTION

I developed a webinar hub connecting dates, languages, topics and calendar access. Search and filters make an international programme easier to explore. The project shows how I turn varied information into an interface that supports a specific decision: which event fits, and how do I attend?

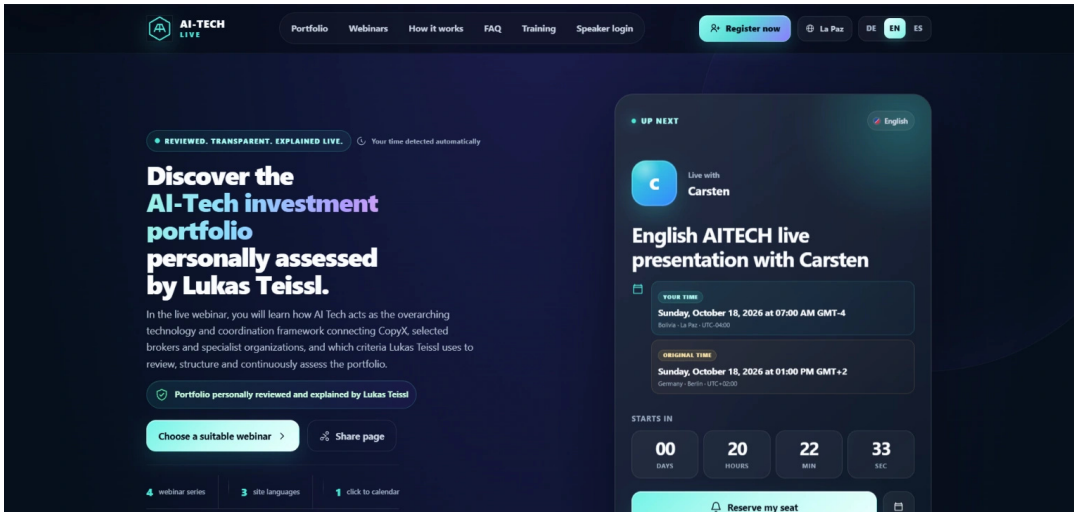

Desktop view · Supplied project screenshot · Original language: EN. Source language: EN.

AREAS OF WORK

Concept · Web development · User experience

Project overview

The public application brings webinar dates and participation information together. Language and topic selection help visitors identify a relevant event within a programme. Calendar links complement the display. The central idea is to connect the subject, timing and next step rather than publish a long unstructured schedule.

Task & objectives

For international events, language, time and access instructions can easily become disconnected. The interface keeps these details together. Calendar access supports personal planning, while participation conditions remain with the relevant offering.

My contribution

I developed the platform as a personal digital project with an event overview, search, filters and calendar integration. The focus is on connecting content, scheduling context and the participation route. This reference concerns technical organisation, not an assessment of the financial offerings or providers presented.

Features that support everyday work.

Language selection

Events can be identified according to the desired language.

Dates in context

Programme information and timing are connected with participation details.

Calendar access

Calendar links support adding selected events to a personal schedule.

Design & user experience

The journey starts with a choice: which event is relevant, when does it happen and what comes next? Short, consistent information units answer these questions. Time and language labels remain distinct and easy to recognise.

Value of the solution

A connected event overview supports selection and personal planning. The approach is relevant to international webinars, information events and programmes serving several language groups.

Could this approach work for your project?

Are you planning a webinar or event portal? We can organise dates, languages, content and calendar handovers into a clear participation route.

Further insights

Visit project website

Explore the project online →

Arrange an initial conversation →

47 / OWN PROJECTS & PRODUCTS

CONNECT · Information Portal

Bring complex information into a clear structure.

View online

PROJECT PROFILE

On my CONNECT site, I combine sources, presentations, videos and webinar routes with a clearly labelled personal perspective. It demonstrates structured information design: visitors can navigate, explore further and distinguish my explanations from external offerings.

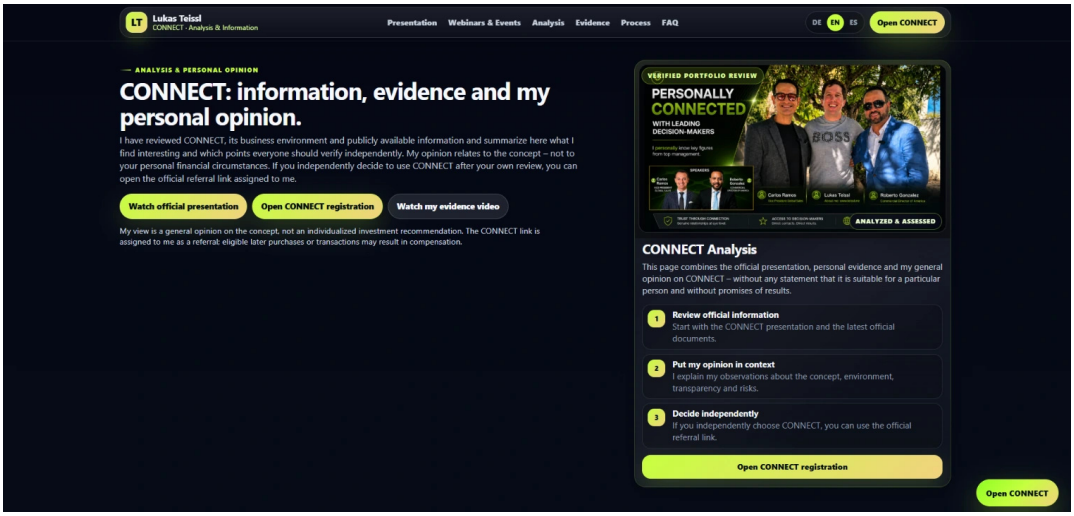

Desktop view · Supplied project screenshot · Original language: EN. Source language: EN.

AREAS OF WORK

Information portal · Media · Event links

Project overview

Understanding a complex offering takes more than a single link. CONNECT gathers public resources, event information and my personal perspective on one page. Visitors can review information first and then choose a conversation or webinar. The underlying external offering remains separate from this information website.

Task & objectives

Distributed sources and different entry points need clear organisation without presenting a personal opinion as independent proof.

My project involvement

I bring together information and my personal assessment on my own CONNECT site. My contribution concerns this thematic presentation and its information structure. The external CONNECT platform remains a separate offering, not software I claim to have developed.

Features that support everyday work.

Collected sources

Presentations, videos and related resources become accessible together.

Event access

Webinars and international event information provide further ways to learn.

Clear context

Personal opinions and assigned external referral links are identified accordingly.

Design & user experience

The journey moves from introduction to sources and further discussion. Differentiating the content types supports independent review.

Value of the solution

Sources, explanations and contact routes share one framework. This supports informed exploration of complex topics without confirming economic results or the suitability of external offerings.

Could this approach work for your project?

Would you like to connect sources, videos and events around a topic? We can discuss an information site that provides orientation and clearly identifies external content.

Further insights

Visit project website

Explore the project online →

Arrange an initial conversation →

48 / OWN PROJECTS & PRODUCTS

PolarTensor · Webinar and Information Website

A clear entrance to media and events.

View online

PROJECT PROFILE

My PolarTensor site connects the central information area with videos, presentations, documents and a personal webinar route. The reference shows a focused information presence that distinguishes introduction, deeper exploration and contact while identifying the relevant external provider.

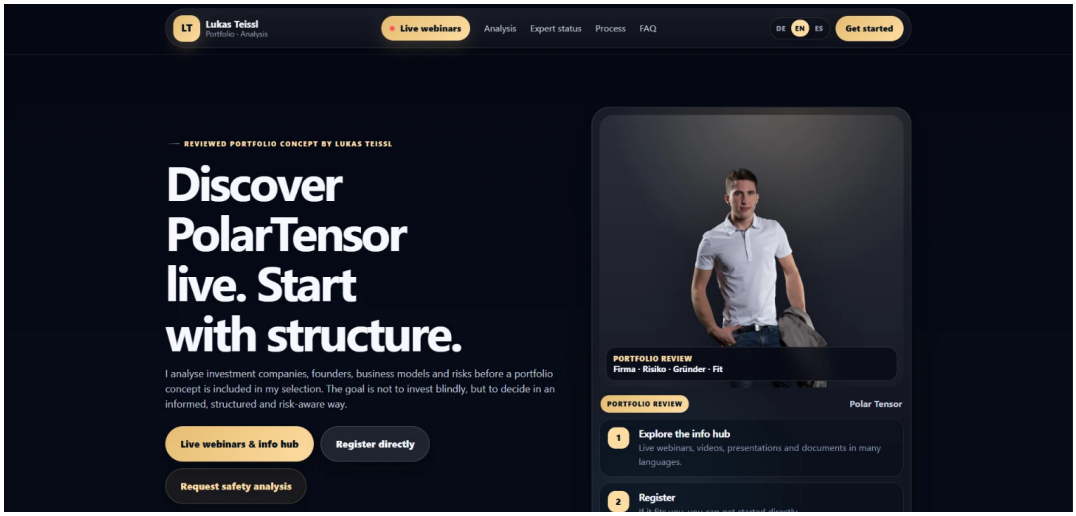

Desktop view · Supplied project screenshot · Original language: EN. Source language: EN.

AREAS OF WORK

Thematic presentation · Webinar links · Source structure

Project overview

The public website explains where visitors can find information about PolarTensor and how to attend a webinar. It links a central information area to personal webinar access and external resources. My perspective on reviewing a concept provides further context. This reference concerns that information architecture, not the external provider's financial performance.

Task & objectives

A topic requiring explanation needs traceable sources and an understandable sequence of next steps.

My project involvement

I use the site as my own thematic presentation and personal information gateway. My project connection concerns the organisation of content and conversation routes. The external provider's platform and products are not presented as my development.

Features that support everyday work.

Information area

A central entry point leads to videos, presentations and documents.

Webinar route

A dedicated link leads to a more detailed online introduction.

Further contact

Visitors can distinguish between additional information and personal discussion.

Design & user experience

Overview, supporting sources and external actions are separated, making it clear when a visitor leaves the information website.

Value of the solution

Visitors receive a coherent route through different information formats. The reference covers digital communication and does not confirm financial performance or promises made by the provider.

Could this approach work for your project?

Would you like to connect information and webinars into a clear visitor journey? We can plan introduction, deeper content and contact around your material.

Further insights

Visit project website

Explore the project online →

Arrange an initial conversation →

49 / OWN PROJECTS & PRODUCTS

TRUST GOLD · Information Presentation

Put a complex offering into a clear context.

View online

PROJECT PROFILE

My TRUST GOLD site structures information, model comparisons and sources about a gold-related offering. Personal explanations and further contact routes share one context. This reference demonstrates digital information preparation, not the development of a precious-metals product.

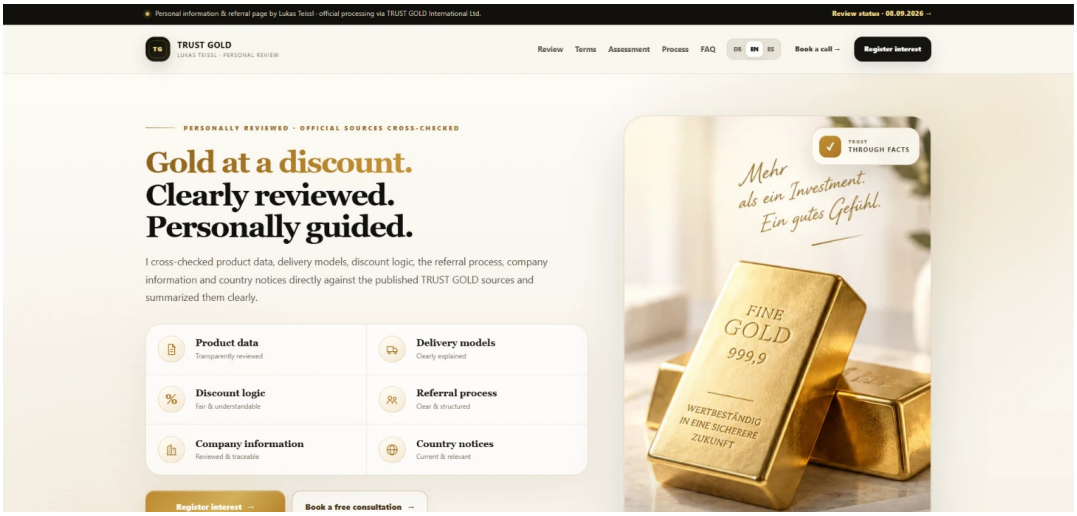

Desktop view · Supplied project screenshot · Original language: EN. Source language: EN.

AREAS OF WORK

Information website · Source structure · Contact routes

Project overview

The website covers a gold-related offering requiring explanation and brings together information, model comparisons and source links. Visitors can read the material before choosing a personal information route. This reference describes the website as a communication project; it does not confirm a provider's delivery capacity or commercial commitments.

Task & objectives

Different models and conditions should be explained clearly rather than leaving important distinctions dispersed across separate documents.

My project involvement

I present the topic on my own TRUST GOLD site and explain my personal perspective. The portfolio focuses on the structure of that information presence. External providers' obligations, products and delivery services remain separate.

Features that support everyday work.

Model overview

The page explains different publicly described delivery models.

Source references

Links to documents supplement the personal presentation.

Personal discussion

Contact options lead to further information.

Design & user experience

Content is divided into overview, context and next steps, encouraging visitors to review information before considering external offerings.

Value of the solution

The site supports an organised review of different models and documents. It does not establish a provider's ability to deliver or constitute my guarantee or investment advice.

Could this approach work for your project?

Would you like to explain an offering through models, documents and sources? We can develop a coherent information structure around it.

Further insights

Visit project website

Explore the project online →

Arrange an initial conversation →

50 / OWN PROJECTS & PRODUCTS

SuperOne · Media and Information Website

Connect media with meaningful background information.

View online

PROJECT PROFILE

My SuperOne site brings introductory content, presentation videos, document links and illustrative scenarios together. It shows how different media formats can share one structure while offering several routes to deeper information and personal discussion.

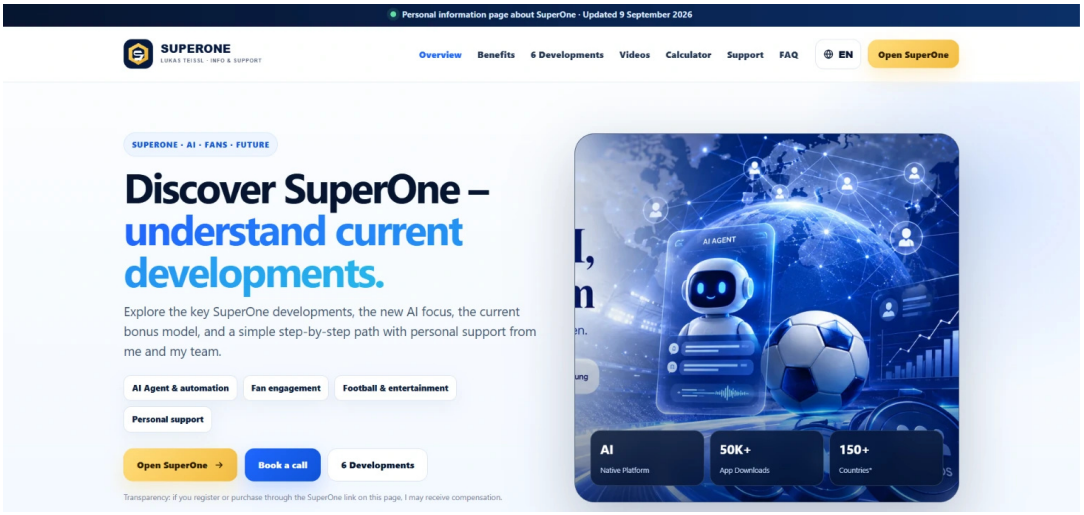

Desktop view · Supplied project screenshot · Original language: EN. Source language: EN.

AREAS OF WORK

Media presentation · Topic structure · Illustrative examples

Project overview

The public site collects media, background information, document links and illustrative SuperOne scenarios. Different content formats can therefore be viewed in context. It also provides further contact and provider routes. Financial statements or future expectations from the external project are not repeated as verified outcomes in this technical reference.

Task & objectives

Different media and explanatory examples need to form a clear information journey instead of a loose collection.

My project involvement

I present SuperOne on my own thematic website and provide a personal perspective. This reference concerns that site and its content structure. Games, AI systems and economic offerings from the external company remain separate.

Features that support everyday work.

Media introduction

Introductory and presentation videos provide different levels of detail.

Illustrative scenarios

Visible example calculations illustrate concepts rather than prove results.

Further information

Document links and contact options complement the introduction.

Design & user experience

The page moves from overview to media and explanations, keeping different formats clearly identifiable.

Value of the solution

The site provides orientation between introductory media and further information. Illustrative calculations and forward-looking statements are not measured results and are not treated as such in this reference.

Could this approach work for your project?

Would you like to present videos, documents and explanations as a connected offering? We can define media structure, information levels and contact routes.

Further insights

Visit project website

Explore the project online →

Arrange an initial conversation →

51 / OWN PROJECTS & PRODUCTS

TAG Markets · Information and Webinar Website

From an introductory video to deeper information.

View online

PROJECT PROFILE

My TAG Markets site connects introductory videos, interviews, webinar information and personal contact options. It demonstrates a thematic information journey that addresses different questions in suitable formats and distinguishes external provider information from my own presentation.

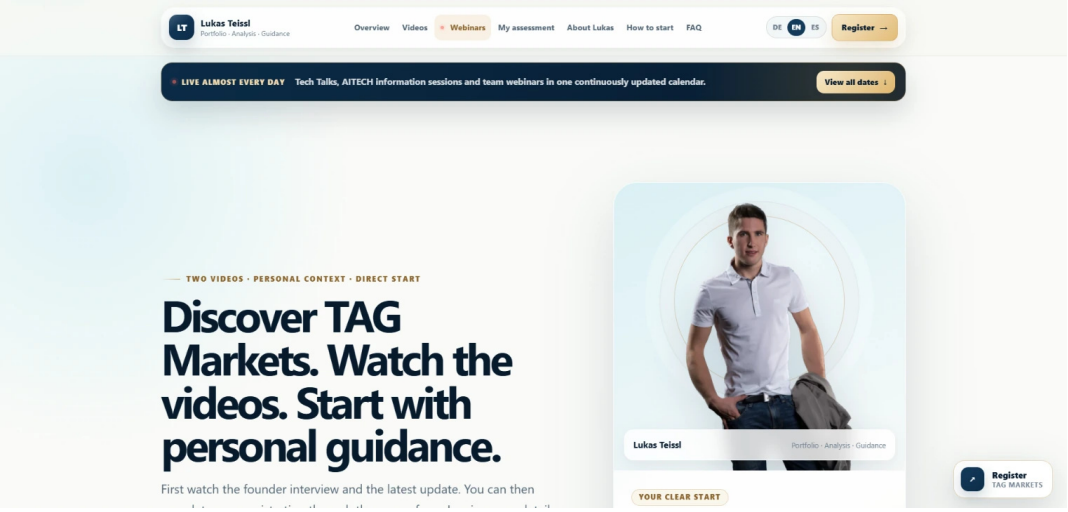

Desktop view · Supplied project screenshot · Original language: EN. Source language: EN.

AREAS OF WORK

Landing page · Webinar links · Media organisation

Project overview

The public website guides visitors from an initial introduction to further media and webinars. It also explains personal support and links to additional notices. The focus of this reference is structured digital communication. Statements about trading performance, external AI or potential financial results are not presented as my own software development.

Task & objectives

Media, dates and external entry points need to be connected clearly without confusing the responsibilities of different providers.

My project involvement

I organise information and personal conversation routes about TAG Markets on my own site. My project connection is this digital preparation. Development, operation and authorisation of the external trading platform are outside the contribution presented here.

Features that support everyday work.

Video overview

An introduction and interview provide different routes into the subject.

Webinar links

Session information supports a more detailed presentation.

Supporting notices

Contact, risk and referral information remain separately accessible.

Design & user experience

The structure introduces the information before offering contact routes. External actions remain distinguishable from the presentation content.

Value of the solution

A structured media and information site supports the transition from an initial overview to deeper questions. It does not replace an individual assessment of a financial offering or confirm trading results.

Could this approach work for your project?

Do you need a clear information route for a complex offering? We can connect media, guidance and contact around your visitors' starting knowledge.

Further insights

Visit project website

Explore the project online →

Arrange an initial conversation →

52 / OWN PROJECTS & PRODUCTS

Capital · Documented Client Journey

A clear path through sensitive decisions.

View online

PROJECT PROFILE

Capital is my portal project for a supported enquiry and documentation process. Personal discussion, written terms and the client area are clearly separated. As a digital reference, it shows how a complex service can be organised into understandable steps.

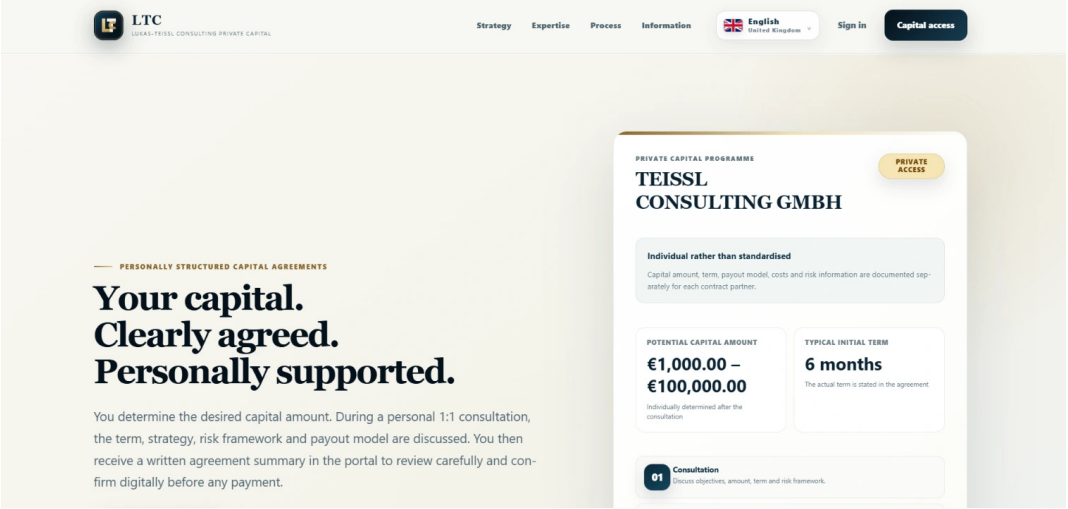

Desktop view · Supplied project screenshot · Original language: EN. Source language: EN.

AREAS OF WORK

Portal presentation · Client journey · Information structure

Project overview

The public website explains a journey from enquiry through personal consultation to written terms. Portal access is separate. For this digital reference, the relevant aspect is how clearly these steps are described: visitors can see when information is reviewed, discussed and confirmed. The website also presents topic areas, risk information and company details.

Task & objectives

A sensitive enquiry needs a traceable process and a clear distinction between general information and individual agreements.

My project involvement

I present Capital as my own portal project, focusing on its information structure and publicly explained client journey. Individual agreements and personal accounts stay private. The reference concerns the digital presentation of the process.

Features that support everyday work.

Step-by-step journey

Enquiry, discussion and written terms are explained as distinct stages.

Personal area

A separate access point distinguishes individual content from public information.

Supporting information

Risk and agreement information are available as separate resources.

Design & user experience

The process is explained before the access point. This makes it clear which decisions need personal discussion and which information is already public.

Value of the solution

A clear sequence helps distinguish general information, personal discussion and individual documents. It is a useful principle for sensitive portal workflows, not investment advice, a return promise or a statement of professional authorisation.

Could this approach work for your project?

Would you like to bring a consultation-led client process online? We can define which information is public and when personal access becomes necessary.

Further insights

Visit project website

Explore the project online →

Arrange an initial conversation →

53 / OWN PROJECTS & PRODUCTS

Lion Projects · Project Directory

An overview that makes differences understandable.

View online

PROJECT PROFILE

Lion Projects brings company offerings such as CyberSecure, Claims and Publisher into a shared overview. Project links and news provide orientation. It shows how a broad offering can gain one clear starting point while individual projects retain their own presentation.

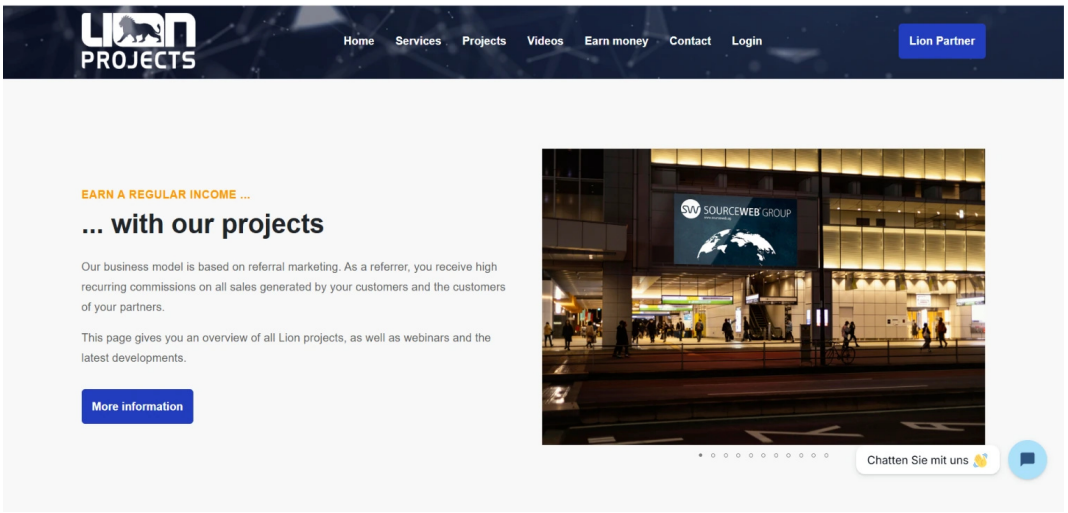

Desktop view · Supplied project screenshot · Original language: EN. Source language: EN.

AREAS OF WORK

Project directory · Content structure · Company navigation

Project overview

A company environment with several specialist offerings needs orientation. The public project website introduces areas and leads to their individual pages. News and partner-context information provide additional entry points. A common starting point is retained while each offering keeps its own detailed presentation.

Task & objectives

Make related company projects discoverable while preserving their differences.

My project involvement

I associate the directory with my business and technical environment. The focus is its visible project structure and connections to more detailed sites. Linked offerings remain separate projects with their own scope.

Project context

Company reference: my project association is distinct from sole authorship of the entire present-day website.

Features that support everyday work.

Project overview

Several named offerings can be explored from one page.

Detail links

Individual projects receive their own further destinations.

News

An additional content area complements the project presentation.

Design & user experience

Project cards and separate detail destinations combine overview with depth.

Value of the solution

A shared overview supports the selection of relevant offerings. It combines breadth with detail without counting every linked system as another personal development project.

Could this approach work for your project?

Would you like to present several products or business areas together? We can develop a directory that explains connections while preserving meaningful differences.

Further insights

Visit project website

Explore the project online →

Arrange an initial conversation →

54 / OWN PROJECTS & PRODUCTS

Lion Publisher · Partner Projects

Explore partner offerings in an organised way.

View online

PROJECT PROFILE

Lion Publisher collects selected partner projects in a dedicated company presence. The overview leads to individual offerings and supporting information. It demonstrates a structure for cooperation in which the directory, partner and actual service remain distinguishable.

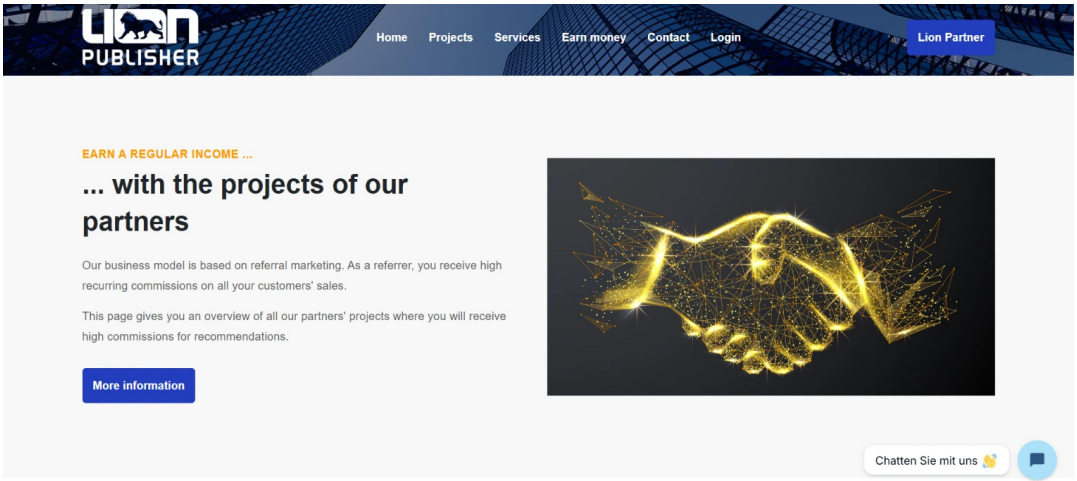

Desktop view · Supplied project screenshot · Original language: EN. Source language: EN.

AREAS OF WORK

Partner directory · Project introductions · Further links

Project overview

Partner offerings play a different role from a company's core services. Publisher gives them a separate website. Visible content includes project introductions, links to individual offerings and further partner information. Visitors need to distinguish the directory from the actual service provider.

Task & objectives

Present complementary offerings without obscuring the responsibility of their providers.

My project involvement

I present Publisher as part of my business and technical environment. The project connection shown here concerns the partner presence and its visible information organisation. Individual partners' services are not automatically treated as my own development work.

Project context

Company reference: my project association is distinct from sole authorship of the entire present-day website.

Features that support everyday work.

Partner overview

Selected partner projects appear in their own context.

Project links

Visitors can move from overview to more detailed information.

Distinct offerings

The directory remains separate from individual services.

Design & user experience

The overview remains compact while detailed information is provided at individual project destinations.

Value of the solution

A dedicated partner area can explain cooperation while retaining clear responsibilities. Each project remains connected with its provider and context.

Could this approach work for your project?

Would you like to present partners or collaborations clearly? We can plan a structure with explicit roles, relevant information and routes to further detail.

Further insights

Visit project website

Explore the project online →

Arrange an initial conversation →

55 / OWN PROJECTS & PRODUCTS

Lion Claims · Process Presentation

Translate a complex service into understandable steps.

View online

PROJECT PROFILE

Lion Claims explains a process through enquiry, document review and subsequent stages. As a company reference, it shows how process information can be structured and connected to a clear contact route.

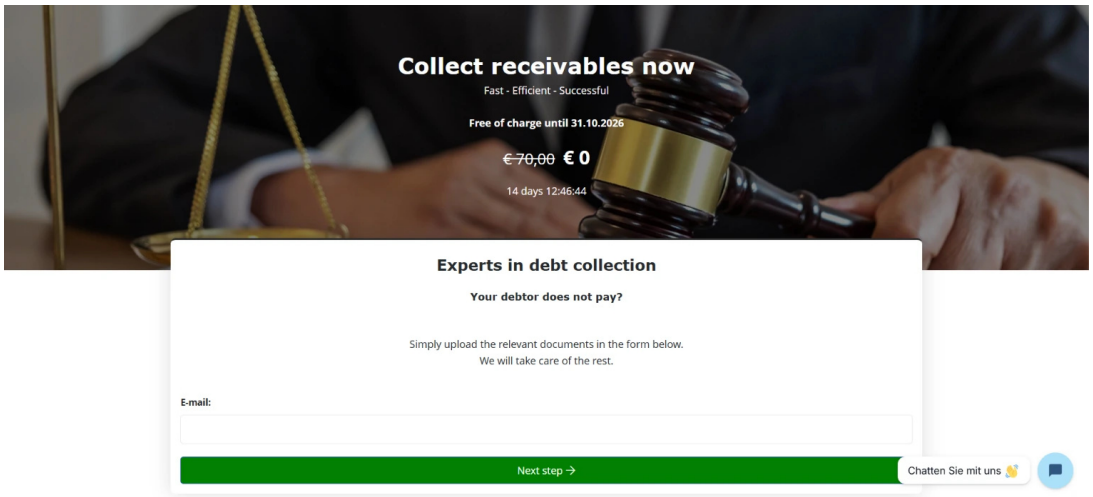

Desktop view · Supplied project screenshot · Original language: EN. Source language: EN.

AREAS OF WORK

Process overview · Service communication · Contact structure

Project overview

Receivables handling often requires explanation. The website therefore guides visitors through phases and describes contact options. Visible stages include an initial enquiry, document review and explanations of later procedural steps. Professional or legal success claims from the provider website are not repeated here.

Task & objectives

Explain a multi-stage service journey before visitors share sensitive documents.

My project involvement

I present Lion Claims in the context of my business and technical responsibility. The focus is its public process presentation. Professional or legal handling of individual cases is not the personal development contribution presented here.

Project context

Company reference: my project association is distinct from sole authorship of the entire present-day website.

Features that support everyday work.

Sequence

The potential service journey is divided into stages.

Document context

Document review is identified as a distinct step.

Contact orientation

A visible contact area provides a next information route.

Design & user experience

A chronological presentation turns a complex process into a readable overview.

Value of the solution

A clear sequence can answer questions before first contact. The reference demonstrates digital service communication without promising legal or financial outcomes.

Could this approach work for your project?

Is your service complex to explain? We can turn requirements, documents and processing stages into a clear digital starting point.

Further insights

Visit project website

Explore the project online →

Arrange an initial conversation →

56 / OWN PROJECTS & PRODUCTS

Lion Law · Service Portal

Different needs require clear starting points.

View online

PROJECT PROFILE

Lion Law organises law-related services into distinct topics and detailed pages. Within the company portfolio, it illustrates a principle of good service communication: visitors should recognise their need and find the appropriate information and contact route.

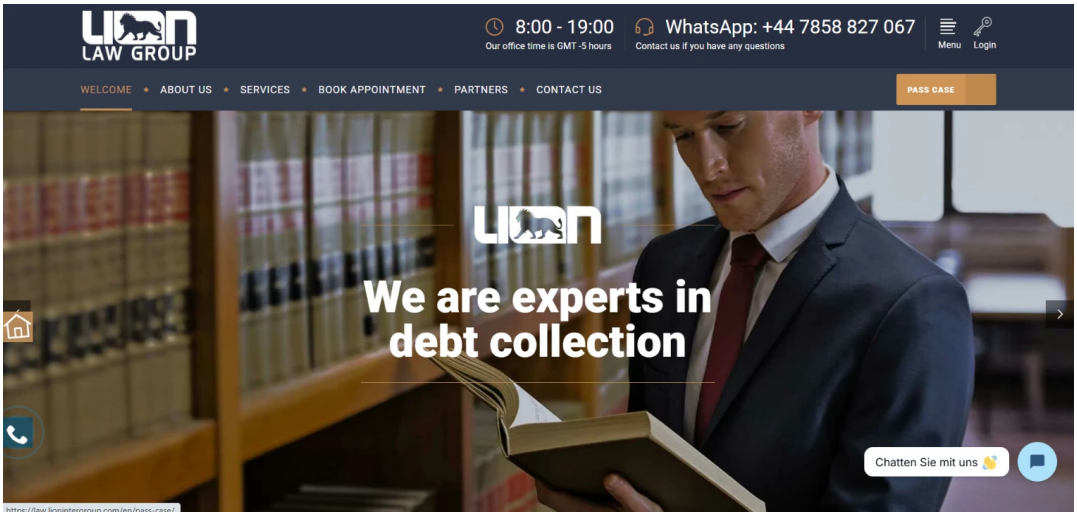

Desktop view · Supplied project screenshot · Original language: EN. Source language: EN.

AREAS OF WORK

Service architecture · Content pages · Contact journey

Project overview

The public website groups areas including receivables, contract drafting, intellectual property and further services. Dedicated pages provide additional explanations and contact routes. The relevant aspect for this reference is how different enquiries are made discoverable and distinguishable.

Task & objectives

Explain a broad service offering so visitors can find the relevant area and contact route.

My project involvement

My connection is the business and technical context of this service portal. I explain its visible content structure and navigation. This does not present legal service delivery as my personal work or qualification.

Project context

Company reference: my project association is distinct from sole authorship of the entire present-day website.

Features that support everyday work.

Service overview

Different specialist topics receive their own entry points.

Detailed pages

Further explanations remain accessible from the structure.

Contact routes

Appointment and contact links complement the information.

Design & user experience

The information architecture follows visitor needs, separating the general overview from detailed descriptions.

Value of the solution

Separate topics support purposeful navigation. They make a broad service offering more understandable without turning the website into evidence of legal outcomes.

Could this approach work for your project?

Do you offer several consultation-led services? We can create clear starting points for visitors' needs and connect them to suitable contact routes.

Further insights

Visit project website

Explore the project online →

Arrange an initial conversation →

57 / OWN PROJECTS & PRODUCTS

Lion Partner · Partner Programme

Partner communication with a dedicated address.

View online

PROJECT PROFILE

Lion Partner provides a separate starting point for partner information. This company reference shows how a partner programme can be clearly placed within a wider digital environment, apart from client portals, general services and internal administration.



Desktop view · Supplied project screenshot · Original language: EN. Source language: EN.

AREAS OF WORK

Partner information · Company structure · Web access

Project overview

The publicly accessible page is labelled “Partner program :: Lion Partner”. Its dedicated entrance separates partner communication from the general company website and individual projects. This profile focuses on that visible mapping and public information entry point.

Task & objectives

Make partner information discoverable as a clearly named area within a wider company environment.

My project involvement

I present Lion Partner in the context of my business and technical responsibility. The reference describes the public partner presence and its role. Individual accounts, payment data and internal commission processes are not shown.

Project context

Company reference: my project association is distinct from sole authorship of the entire present-day website.

Features that support everyday work.

Dedicated address

The partner area has an independently accessible destination.

Clear naming

The programme and company association appear in the page title.

Further connections

Public company and media links complement the website.

Design & user experience

Separation by audience helps avoid mixing partner information with client or administrative access.

Value of the solution

An audience-specific address makes partner information easier to identify. This reference describes that presence without assuming partner numbers, commissions or internal modules.

Could this approach work for your project?

Would you like partner information separate from your client website? We can plan an appropriate entry point and decide which content should be public or restricted.

Further insights

Visit project website

Explore the project online →

Arrange an initial conversation →

58 / OWN PROJECTS & PRODUCTS

Next Level Closer · Partner Landing Page

A focused presentation with a clear next step.

View online

PROJECT PROFILE

The Next Level Closer partner page connects an introductory video, offer explanation and appointment route. As a company reference, it shows a focused communication path: introduce a topic, explore it further and offer a conversation without an extensive menu.



Desktop view · Supplied project screenshot · Original language: DE. Source language: DE.

AREAS OF WORK

Partner presentation · Video entry · Appointment route

Project overview

The public landing page moves from an introduction to video training and explains the coaching offering. An appointment link provides a personal next step. It is an example of a focused communication journey, not a complete learning or sales platform developed by me.

Task & objectives

Explain a specific partner offering and provide a clear route to further information.

My project involvement

I associate this partner presentation with my business environment. The reference focuses on the visible landing page and its information sequence. The partner's training and services remain distinct from my own project connection.

Project context

Company reference: my project association is distinct from sole authorship of the entire present-day website.

Features that support everyday work.

Video training

A dedicated entry point leads to the announced video introduction.

Offering explanation

Coaching and training are described in separate sections.

Appointments

A personal contact route complements the public presentation.

Design & user experience

A small set of connected sections keeps attention on information and conversation rather than a large menu.

Value of the solution

A focused content sequence can help visitors move between information and conversation. Income promises or specific sales outcomes are not part of this reference.

Could this approach work for your project?

Would you like to present a partner offering or a single topic clearly? We can plan a landing page with appropriate media guidance and a clear conversation route.

Further insights

Visit project website

Explore the project online →

Arrange an initial conversation →

59 / OWN PROJECTS & PRODUCTS

Lion Investments

Explain topics, approach and transparency separately.

View online

PROJECT PROFILE

Lion Investments organises investment topics, process steps and background information in a company website. This reference examines its information architecture: how complex content is structured, specialist topics are separated and further information is made accessible.

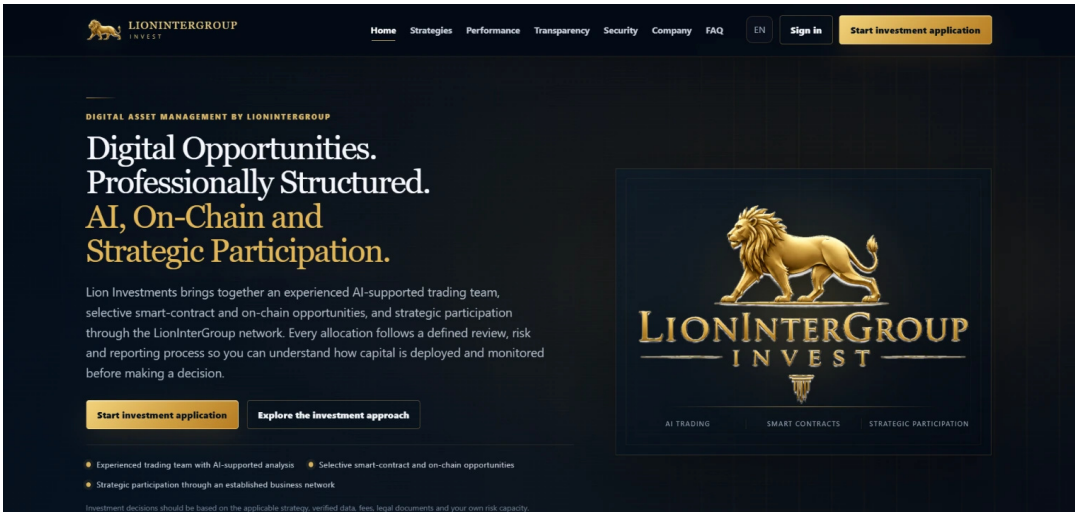

Desktop view · Supplied project screenshot · Original language: EN. Source language: EN.

AREAS OF WORK

Information architecture · Transparency sections · Company context

Project overview

The public page groups its presentation into themes such as AI-supported trading, on-chain approaches and strategic participation. Review, risk assessment and reporting are described as stages. Separate transparency, activity, company and access areas complete the structure. This reference does not adopt performance figures or risk promises from those offerings.

Task & objectives

Organise complex subject matter into traceable information areas rather than replacing decisions with advertising claims.

My project involvement

I present the site within my business and technical environment. The connection concerns its visible structure and presentation, not personally developed trading logic or confirmed results of the offerings shown.

Project context

Company reference: my project association is distinct from sole authorship of the entire present-day website.

Features that support everyday work.

Topic separation

Different approaches are presented as separate information areas.

Process presentation

Review, assessment and reporting appear as related stages.

Transparency access

Dedicated pages lead to company and background information.

Design & user experience

The structure separates concepts, information sources and personal access, helping visitors read statements in their proper context.

Value of the solution

The site illustrates organised communication of complex topics. This digital reference does not validate performance figures, risk promises or regulatory authorisation.

Could this approach work for your project?

Do you need a clearly structured website for complex content? We can discuss topics, sources and the distinction between general information and personal advice.

Further insights

Visit project website

Explore the project online →

Arrange an initial conversation →

60 / OWN PROJECTS & PRODUCTS

Teissl Hub · Websites and Statistics Access

Many specialist sites. One understandable starting point.

View online

PROJECT PROFILE

My Teissl Hub brings websites and analytics access points into a labelled overview. Specialist offerings remain independent but are reachable from one place. It demonstrates how clear grouping can make a growing digital landscape easier to navigate.

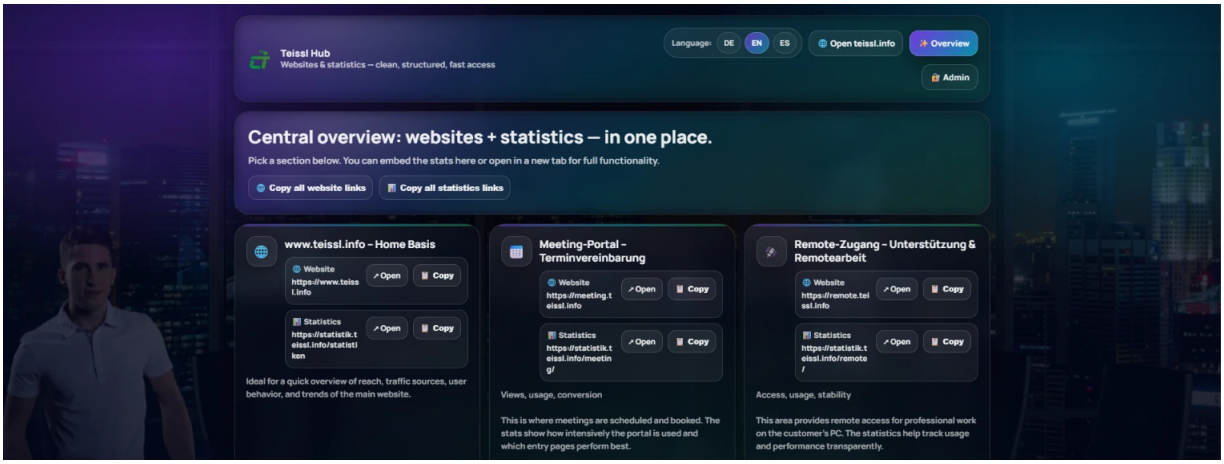

Desktop view · Supplied project screenshot · Original language: EN. Public overview of website and statistics links; no internal metrics. Source language: EN.

AREAS OF WORK

Website overview · Navigation · Domain organisation

Project overview

A set of specialist websites needs a clear common entry point. The publicly accessible hub names the individual offerings and their role within my web presence. It is described as an overview of websites and statistics. This reference presents that structure without reproducing internal measurements or non-public reports.

Task & objectives

A distributed domain portfolio should remain discoverable through a clear route, without confusing visitors with similar addresses and functional names.

My project involvement

I present the hub as an organisational project for my web offerings. This reference describes visible navigation and the role of each destination. It shows a public link directory, not a reviewed internal or entirely custom-built analytics platform.

Features that support everyday work.

Named destinations

Individual websites receive a clear name and context.

Central orientation

Several specialist offerings share a common starting point.

Separate identity

This hub remains distinct from the separate LionInterGroup Hub.

Design & user experience

Clearly separated sections and short role descriptions support quick access to a particular destination.

Value of the solution

A central overview supports access to different specialist offerings. Clear labels explain the purpose of each address and provide a shared orientation point alongside the individual websites.

Could this approach work for your project?

Do you operate several websites, tools or portals? We can discuss a central directory that explains destinations and connects the appropriate access routes.

Further insights

Visit project website

Explore the project online →

Arrange an initial conversation →

61 / OWN PROJECTS & PRODUCTS

LionInterGroup Hub

A shared starting point for the company group.

View online

PROJECT PROFILE

The LionInterGroup Hub connects specialist company websites in one overview. Clearly named destinations support navigation between different offerings. It remains separate from the personal Teissl Hub: two distinct information structures, not an artificially duplicated reference.

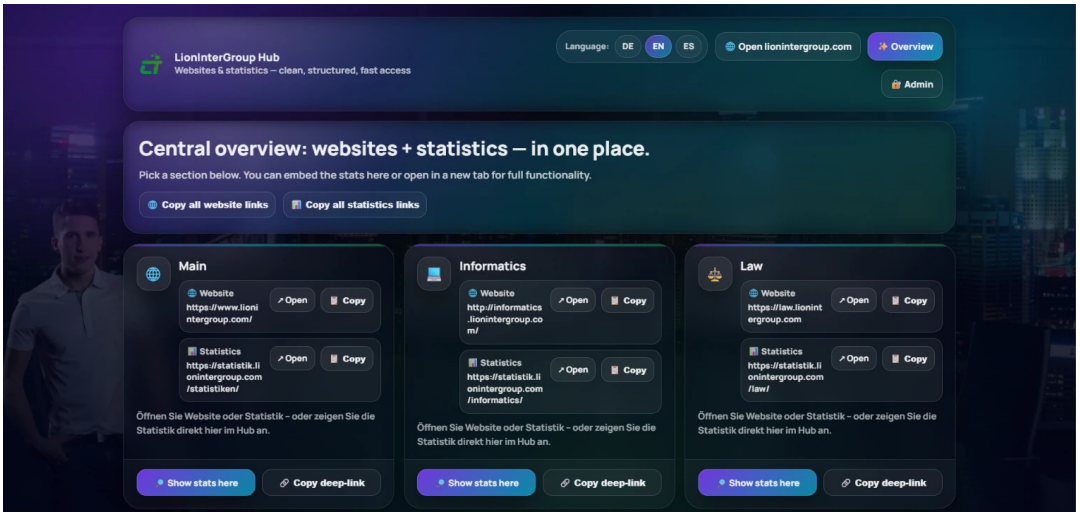

Desktop view · Supplied project screenshot · Original language: EN. Public overview of website and statistics links; no internal metrics. Source language: EN.

AREAS OF WORK

Company overview · Navigation · Domain organisation

Project overview

A company group often develops specialist websites with separate addresses. This hub records their relationship in one overview. Publicly visible sections have clear labels. Its destinations and company context differ from the Teissl Hub, so it remains a separate reference.

Task & objectives

Keep an established collection of company addresses manageable through shared navigation.

My project involvement

I present the hub as an organisational example from my business environment. The visible connections complement my business and technical context. This reference shows public destination links, not internal metrics or unseen analytics functions.

Project context

Company reference: my project association is distinct from sole authorship of the entire present-day website.

Features that support everyday work.

Area overview

The main company websites are named individually.

Central links

A shared entry point connects specialist destinations.

Distinct hub

The company hub is not merged with the personal Teissl Hub.

Design & user experience

Short area names and recognisable destinations support orientation within a distributed web structure.

Value of the solution

Cross-site navigation connects specialist websites without removing their independence. It supports orientation across a wider digital company landscape.

Could this approach work for your project?

Would you like to connect several brands, departments or websites? We can define central navigation with a clear role for each presence.

Further insights

Visit project website

Explore the project online →

Arrange an initial conversation →

62 / OWN PROJECTS & PRODUCTS

Private Access

A clear entrance for content that should stay private.

View online

DOCUMENTED CONTRIBUTION

Private Access demonstrates my work on a multilingual, deliberately restricted sign-in area. Concept, design, programming and hosting are attributed to my consulting business. The public view focuses on the access experience; personal content and internal workflows remain protected.

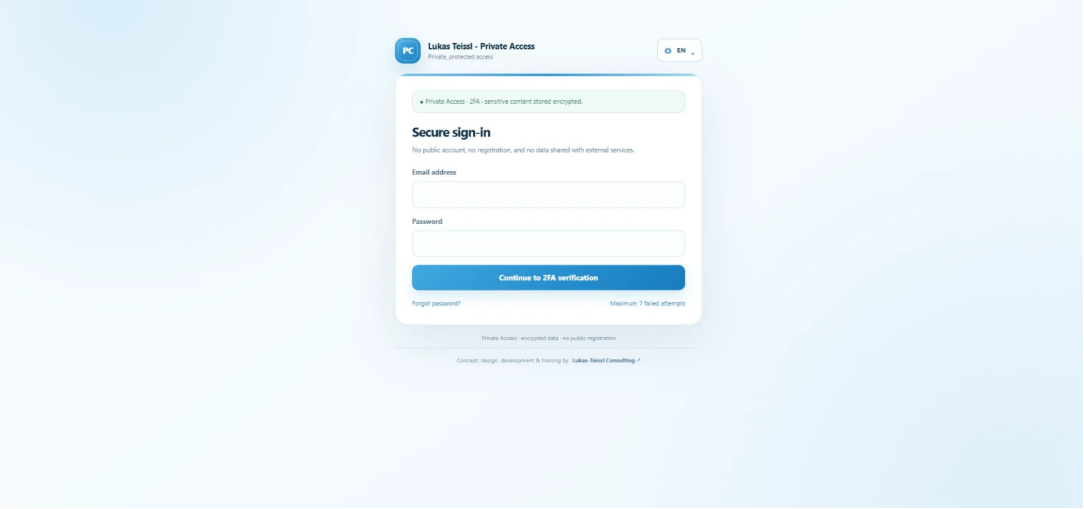

Desktop view · Supplied project screenshot · Original language: EN. Public sign-in page; not a view of an authenticated user account. Source language: EN.

AREAS OF WORK

Login design · Multilingual interface · Private application

Project overview

Not every business application is intended for an open product demonstration. Private Access separates a public login from a personal working area. Its visible entry point describes email sign-in, additional access protection and the application's private character. Work performed after authentication is outside this public presentation.

Task & objectives

A protected application still needs a clear interface: who can enter, how sign-in works and why there is no general registration.

My contribution

My consulting business is credited with the site's concept, design, programming and hosting. Here I present the visible login and its guidance: a clearly private area, an understandable sign-in route and consistent multilingual instructions. Functions behind authentication are not exposed as a public demo.

Features that support everyday work.

Private entry

The absence of public registration communicates the intended access restriction.

Multilingual interface

German, English and Spanish make sign-in understandable.

Clear separation

Personal content remains separate from the public sign-in screen.

Design & user experience

A small number of elements, clear labels and a quiet layout focus attention on sign-in rather than inaccessible features.

Value of the solution

Even a small access point needs understandable design and clear boundaries. This reference illustrates that approach without treating application statements as an independent security certification.

Could this approach work for your project?

Do you need a private area or a clearer sign-in experience? We can discuss user groups, entry requirements and the specific needs of the protected area.

Explore the project online →

Arrange an initial conversation →

63 / OWN PROJECTS & PRODUCTS

Blob-Blubber · Product Presentation

Make an original product idea easy to understand.

View online

PROJECT PROFILE

Blob-Blubber presents my own invention: a compact syrup container for use on the go. The website explains the idea, technology and construction in separate sections. This reference connects my entrepreneurial product involvement with a clear digital presentation of a physical object.



Desktop view · Supplied project screenshot · Original language: DE. Source language: DE.

AREAS OF WORK

Product communication · Technical explanation · Content pages

Project overview

The publicly visible website explains a product idea in a leisure and outdoor context. Navigation separates the introduction, technical explanation, construction and supporting information. The focus is not a complex software process but a clear presentation of a physical concept.

Task & objectives

Present a technical concept so visitors can first understand its use and construction.

My project involvement

Blob-Blubber is my own invention and patent. I sold it internally and remain involved as a silent partner. The website explains the idea and how it works; my ongoing involvement is distinct from current sole ownership.

Project context

My own invention, sold internally with an ongoing silent participation. These statements describe my project connection, not a current legal review of the patent status.

Features that support everyday work.

Product introduction

The landing page frames the idea and intended use.

Technical area

A dedicated page explains the operating concept.

Construction overview

The design receives a separate explanatory section.

Design & user experience

Short topic routes separate the introduction from detailed technical information.

Value of the solution

The presentation makes a physical object understandable online. Product introduction, technical explanation and construction details work together to communicate a specialised idea clearly.

Could this approach work for your project?

Would you like to present your own product or invention convincingly? We can structure the problem, mechanism and use context for an understandable digital presentation.

Further insights

Visit project website

Explore the project online →

Arrange an initial conversation →

64 / CLIENT PROJECTS

Goldwerk · Company Website

Company information with a clear contact route.

View online

PROJECT PROFILE

Goldwerk is one of my named client references. The website presents the company and its contacts in a gold-related context. The portfolio concerns digital company presentation and the client relationship; financial claims on the provider's website remain separate.

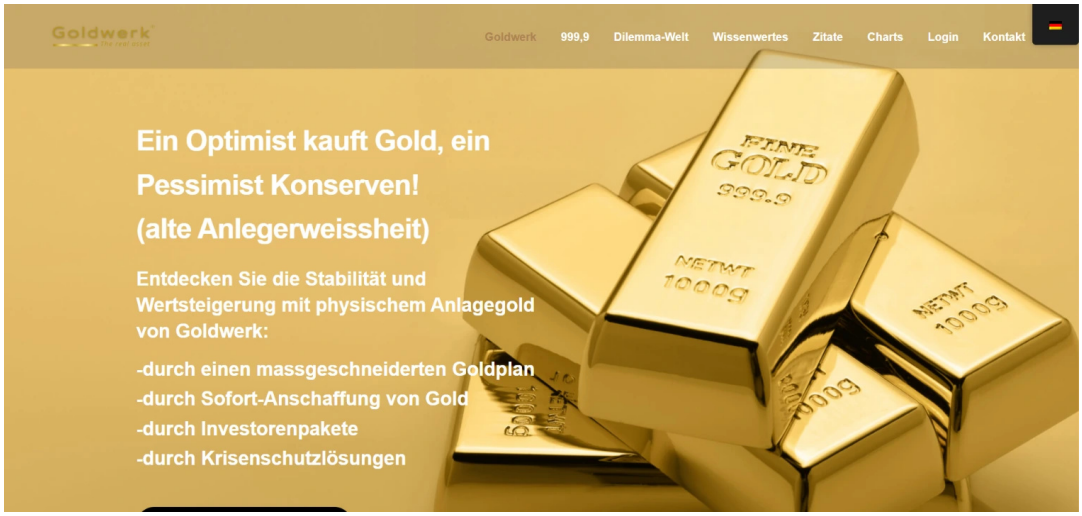

Desktop view · Supplied project screenshot · Original language: DE. Source language: DE.

AREAS OF WORK

Client reference · Company profile · Contact focus

Project overview

The public website leads to a company page and information about contacts and accessibility. The current HTTPS address opens the German-language area. This reference concerns the digital company presentation, not an assessment of products, advisory authorisations or investment outcomes.

Task & objectives

Introduce a company and its contact routes so visitors can first establish context.

My project involvement

I present Goldwerk as a client reference and place the associated company website in context. The focus is its visible information and contact areas. The full current site and responsibility for financial offerings are not attributed to me by default.

Project context

This reference identifies the client and project relationship. The current external website should not automatically be understood as my complete original implementation.

Features that support everyday work.

Company profile

A dedicated area explains the company context.

Contacts

Contact information identifies a possible next step.

German entry

The available language section remains correctly linked.

Design & user experience

The profile separates the client relationship and public content from broader professional claims.

Value of the solution

A clear company presence makes context and contacts accessible. This digital reference contains no investment advice, gold-price forecast or guarantee for the company's offerings.

Could this approach work for your project?

Would you like a credible presentation of a business with complex products? We can organise product information, company profile and contact into a clear visitor journey.

Further insights

Visit project website

Explore the project online →

Arrange an initial conversation →

65 / OWN PROJECTS & PRODUCTS

Branch Panel · Branch Access

A clearly named entrance to a separate business area.

View online

PROJECT PROFILE

The Branch Panel is a dedicated access point within my business environment. Its visible sign-in page identifies it as a separate area. This reference presents the public entry and adds the organisation of distinct business access points to the portfolio.



Desktop view · Supplied project screenshot · Original language: EN. Public sign-in page; not a view of an authenticated user account. Source language: EN.

AREAS OF WORK

Login area · Company structure

Project overview

The page is titled “SourceWeb Branch Panel – Login” and forms a separate entry point within the company portfolio. What is visible is a login page, not an open administration interface. This distinction is preserved in the portfolio; permissions, records or detailed branch functions are not inferred from the name.

Task & objectives

Distinguish company access points so their roles are recognisable before sign-in.

My project involvement

I associate the Branch Panel with my business and technical environment. The presentation stays with the visible “SourceWeb Branch Panel – Login”. It does not infer specific branch-management or administration functions behind authentication.

Project context

Company reference: my project association is distinct from sole authorship of the entire present-day website.

Features that support everyday work.

Distinct entrance

The dedicated domain establishes a clear association with the Branch Panel.

Sign-in focus

The visible interface leads to access rather than product advertising.

Company context

The SourceWeb designation remains accurately documented.

Design & user experience

Clear naming helps distinguish similar company access points.

Value of the solution

Dedicated access provides orientation between different system areas. The site illustrates the separation of a panel without exposing internal workflows.

Could this approach work for your project?

Would you like separate access for locations, teams or responsibilities? We can define the required areas and clear navigation between them.

Explore the project online →

Arrange an initial conversation →

66 / OWN PROJECTS & PRODUCTS

Admin Access · Corporate Access

A dedicated entrance for internal administration.

View online

PROJECT PROFILE

Admin Access is a separate administration entry point from my business environment. Its public page focuses on sign-in rather than internal content. It complements the larger applications in this portfolio with a limited but important touchpoint: entering a protected system.



Desktop view · Supplied project screenshot · Original language: EN. Public sign-in page. Populated credential fields have been permanently removed from the image; the security warning is retained. Source language: EN.

AREAS OF WORK

Corporate access · System mapping

Project overview

Administrative applications need a distinct and clearly identified entry point. The public page is limited to access; content behind authentication has not been opened for this reference. The visible SourceWeb name is retained even though the domain belongs to the LionInterGroup portfolio.

Task & objectives

Identify an administrative entrance without presenting a protected working area as a public product demo.

My project involvement

My business and technical connection provide the context for this company reference. The view shows “SourceWeb Admin Access” under the LionInterGroup domain. Internal administration functions and personal credentials are not part of the presentation.

Project context

Company reference: my project association is distinct from sole authorship of the entire present-day website.

Features that support everyday work.

Dedicated address

A separate host distinguishes administrative access from the general company website.

Recognisable title

“SourceWeb Admin Access” identifies the actual visible entry point.

Limited view

The profile remains at the public entrance; internal records are not displayed.

Design & user experience

A focused entrance avoids mixing public communication with internal administration.

Value of the solution

A clearly assigned address separates administration from the general website. This reference shows that access layer, not a complete assessment of every internal module.

Could this approach work for your project?

Do you need a clear entry point to your administration? We can discuss roles, access and the separation between the public site and internal workspace.

Explore the project online →

Arrange an initial conversation →

67 / OWN PROJECTS & PRODUCTS

AndiHood · Video Platform in Development

Communicate a platform project transparently.

View online

PROJECT PROFILE

AndiHood.com introduces a video-platform project under development. Streaming foundations, creator areas and authorised testing are part of the stated project context. The reference shows the public stage and makes development status clear instead of presenting a fully available platform.

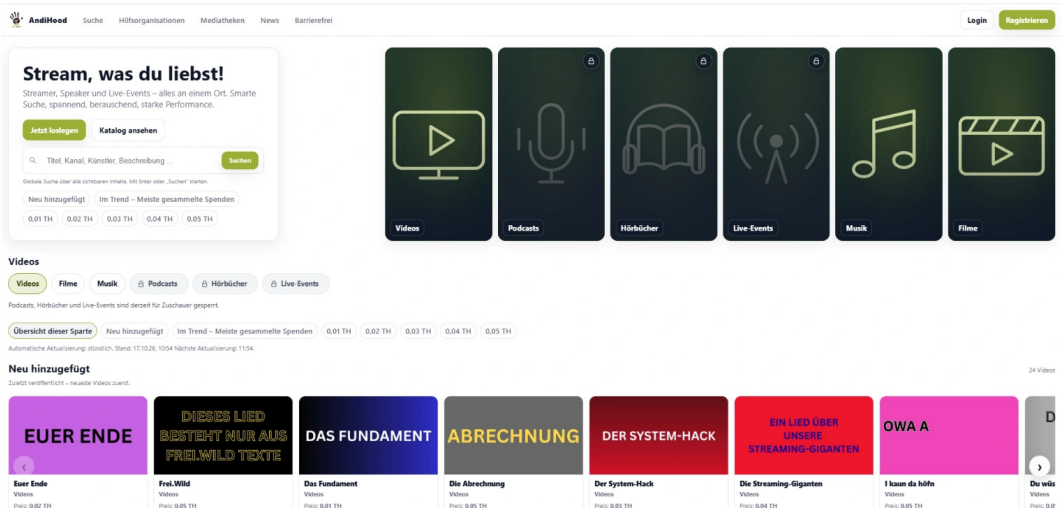

Desktop view · Supplied project screenshot · Original language: DE. Source language: DE.

AREAS OF WORK

Project communication · Language versions · Testing access

Project overview

During development, a project needs an understandable public presence. The AndiHood page announces work on a video platform, streaming foundations and creator areas. The actual platform remains restricted to authorised test users. German, English and Spanish are language options for the public project page.

Task & objectives

Communicate project status and separate public information from a protected development environment.

My project involvement

I present the initiative within my business and technical environment. The view concerns public project information. Planned platform areas and authorised testing are not equated with completed, freely available functions.

Project context

Company reference: my project association is distinct from sole authorship of the entire present-day website.

Features that support everyday work.

Status communication

The development phase is explicitly identified.

Protected testing area

Platform access is intended for authorised users.

Multilingual entry

Public project information is accessible in three languages.

Design & user experience

A restrained layout foregrounds status and access requirements instead of simulating an open platform.

Value of the solution

A clear project status sets realistic visitor expectations. Multilingual presentation provides orientation while development and test access remain distinct.

Could this approach work for your project?

Are you planning a platform in several stages? We can discuss a sensible initial scope and a public presentation that matches its actual development stage.

Further insights

Visit project website

Explore the project online →

Arrange an initial conversation →

68 / CLIENT PROJECTS

Helena Kammer · Project Landing Page

A clear first presence before the main launch.

View online

PROJECT PROFILE

Helena Kammer's project start page announces the forthcoming website in several languages. It gives the name and domain a visible identity and states the development phase. This client reference deliberately shows that first step, not a fully developed website.

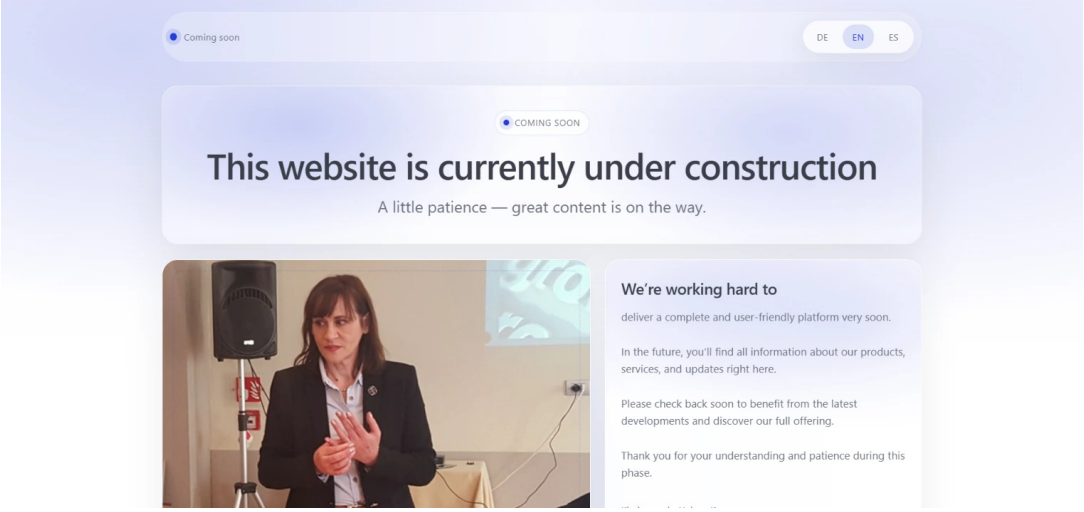

Desktop view · Supplied project screenshot · Original language: EN. This capture shows the project's coming-soon page, not a completed website. Source language: EN.

AREAS OF WORK

Project landing page · Status communication · Language options

Project overview

Even before a full launch, a domain can provide an orderly public presence. A restrained landing page explains that the website is being built. German, English and Spanish options accompany that notice. A later full offering is announced but not presented as existing functionality.

Task & objectives

Communicate development status while still providing a recognisable personal web presence.

My project involvement

I present Helena Kammer as a client reference at the documented project stage. The view shows the public start page and multilingual announcement. Further platform, shop or service functions are not part of this presentation.

Project context

The external website is currently under development.

Features that support everyday work.

Clear status

The website identifies its development phase.

Three language routes

The announcement is accessible through DE, EN and ES.

Personal identity

Name and domain provide a clear association.

Design & user experience

The restrained design puts status first, avoiding an empty destination without presenting unfinished modules as completed features.

Value of the solution

A clear start page provides orientation during development. It communicates the actual status without suggesting completed offerings or functions.

Could this approach work for your project?

Should your project have a professional presence before its full launch? We can define an appropriate first page and the next content and technical steps.

Further insights

Visit project website

Explore the project online →

Arrange an initial conversation →

69 / OWN PROJECTS & PRODUCTS

Lions Empire

More perspectives. A shared path forward.

View online

PROJECT PROFILE

With Lions Empire, I am extending my books and own courses into a shared learning world: selected expertise, clear learning paths and room for personal development. The idea brings my knowledge together with other specialists' perspectives, building a broader educational offering step by step.



Lions Empire · Premium Membership · Brand, product or event image.

AREAS OF WORK

Initiative & concept · Expertise selection · Structured learning world

Project overview

A book can change the way you think. A course can give an idea structure. With Lions Empire, I am taking the next step: building a learning world in which different experts contribute their knowledge to a bigger picture. Digital skills, entrepreneurship, personal development and financial awareness are meant to connect in an understandable way. The public website explains the learning areas, their objectives and their current stage of development. You can choose a relevant focus and explore the latest content and membership information.

Task & objectives

Personal and professional development call for different skills and perspectives. The challenge is to make them easy to navigate: what fits your next goal, which foundations will help and how can an idea become a practical next step?

My project involvement

I am the initiator of Lions Empire and shape its educational direction. My books and in-house courses provide a starting point. As the initiative develops, I select relevant perspectives and experts to contribute sound knowledge in their respective fields. My aim is a community where complementary strengths become useful through clear learning paths.

Project context

Lions Empire is being developed further. The courses currently published on the platform, confirmed experts and expressly described services define the offering. My Academy is a separate offering. I supplied the brand artwork. The accompanying AI-generated illustration represents learning.

Features that support everyday work.

Expertise that connects

The idea combines my practical experience with carefully selected specialist perspectives. Confirmed contributors and their specific roles are presented on the platform.

A clear starting point

Learning areas with objectives, requirements and project ideas help you choose an initial focus and add further subjects with purpose.

From understanding to action

Learning paths focus on practical steps, such as developing an offer, structuring a process or approaching decisions more thoughtfully.

A shared place to learn

The campus provides protected access to the membership offering. Lions Empire explains which courses are published and how access is activated.

Design & user experience

The public platform guides visitors from the idea through learning areas and orientation tools to current access information. Personality, subject depth and clear next steps are intended to build trust. Each course's status makes the development of the learning world visible.

Value of the solution

The value lies in how the perspectives connect. They can help you recognise relationships, choose a focus and develop your skills with purpose. Lions Empire aims to take learning beyond individual subjects while encouraging responsibility for putting knowledge into practice.

A closer look at the project



Building knowledge and shaping your own path · Image related to the subject.

Further insights

Visit project website

Explore the project online →

Arrange an initial conversation →

YOUR NEXT STEP

Let’s discuss your project.

Tell me about your project and the task you want to solve. Together, we can explore which experience and next step are relevant to your plans.



Lukas Teissl

Understand requirements. Develop solutions.

Arrange an initial conversation →

The QR code opens the public appointment page.

www.lukasteissl.com